



JUDO CATALOGUE 2023

valid from 01.02.2023

Including latest
product releases

EXPORT CATALOGUE

Perfect water makes the difference

judo®



JUDO Winnenden: Administration



JULIUS DOPSLAFF Campus Winnenden: Training center



JUDO Waldrems: Research, Development and Production



JULIUS DOPSLAFF Campus: Training

**STRONG
PARTNERSHIP**

**INNOVATIVE
TECHNOLOGY**

SERVICE

EXPERIENCE

**BEST
QUALITY**

**PREMIUM
Provider**

**MY
WATER**

LOOKING TO THE FUTURE

The JUDO Vision

Our goal is to treat water using innovative and sustainable processes. Regardless of whether it's drinking water, heating water, well water or seawater. As a Swabian family business with a long tradition, we live our dream of making water even better in terms of quality.

To this end, we regularly launch solutions on the international market that play a decisive role in shaping our industry. For example, we designed the first ever fine dosing device, invented the back-wash protective filter and developed the world's first fully automatic water softener.

Our location.

At work and at home.

We are your competent contact in every situation, because at JUDO you get everything from a single source – from advice and products to customer service. Our head office with the administration is in Winnenden near Stuttgart. In the direct vicinity to our headquarters, we opened the JULIUS DOPSLAFF Campus in 2017.

Among other things, the generously designed seminar centre is located here.

Our sales territory, on the other hand, is broader: JUDO has a national presence with eight branches. In addition, there are foreign branches and sales partners in over 50 countries.

Best quality by JUDO



Quality is the orange thread, that leads through our product range. Starting with the idea, through development through to service. We are also committed to this high quality standard in the future. That is why we produce exclusively at our central production sites in Germany.

Pioneer, developer and a strong partner

WE THINK AHEAD

Water flows, is alive and always in motion, just like JUDO: We have been pioneering water treatment for over 85 years. The success secret of our family-run company: Invest in the future, stay dynamic and explore new paths – and do all of this without losing sight of our Swabian roots!

1936:	Engineer JULIUS DOPSLAFF founds the JULIUS DOPSLAFF KG, later JUDO Wasseraufbereitung GmbH.
1951:	JUDO produces the "Impfbiene", the world's first precision dosing system.
1962:	JUDO brings the world's first sediment protection filter to the market.
1975:	JUDO invents the backwash cleaning system, thus re-inventing the sediment protection filter.
1983:	Production start for the world's first water softeners with DVGW approval.
1985:	Backwash sediment protection filters with the patented Point Rotation Backwash System "PROFI" go into series production.
1991:	JUDO introduces the "BIOSTAT" as a unit for alternative lime scale protection into its product range.
1993:	JUDO softeners, now in their smallest form, are available for use in dishwashers.
1994:	The most efficient water softener of its time, the DX-K from the "BIOQUELL" range is voted best in category, by the Germany consumer guide magazine "Stiftung Warentest".
1995:	JUDO introduces patented silver-plated sieves to all backwash sediment protection filters.
1996:	The introduction of the "QUICKSET-E" – the patented pipe connector with the bayonet connection function.
1997:	JUDO introduces the "HEIFI-TOP", the first backwash filter for heating systems.
2002:	The arrival of the "Bioquell®-FILT range". The backwash sediment protection filter with patented ceramic flush valve.
2003:	JUDO develops the "JU-WEL". The first ever unit for the enhancement of water using precious stones.
2004:	The 100.000th water softening unit in the "BIOQUELL" range rolls off the production line.
2005:	JUDO introduces the "CONTISOFT", the first DVGW approved water softener for flow rates up to 20 m³/h with a stagnation-free operating system.
2006:	The "ZEWA-WASSERStop" is introduced to the market by JUDO. The first DVGW-approved leakage protection system on the market, offering property protection and water resources saving.
2009:	JUDO develops the first intelligent and fully automatic water softening unit worldwide, the "i-soft".
2010:	Water softening in larger volume applications now goes intelligent with the introduction of the "i-soft@home" for flow rates up to 20 m³/h.
2011:	JUDO "QUICK CONNECTION" is a world first in installation comfort, allowing a filter to be completely mounted using just one screw. The introduction of the "i-balance" brings alternative limescale protection into the intelligent operation family.
2013:	The JUDO "i-soft plus" softening and "i-dos" dosing systems set new operating standards – with fully automatic operation and with control via smartphone. JUDO's "HEIFI-REPURE", "HEIFI-RESOFT" and "HEIFI-FÜL PLUS" now turn the filling of heating systems, to today's stringent quality standards, into an easy matter.
2014:	JUDO receives the PLUS X award in sanitary installations category as the year's most innovative brand.
2015:	The JUDO "i-fill" series goes into production. The intelligent device makes heating system filling especially easy, comfortable and safe. Another new development, the "ZEWA PLUS", offers leakage protection for entire building applications.
2016:	The JULIUS DOPSLAFF Campus opens its doors. JUDO seminars and training sessions are held there in a forward-looking environment and with the latest media technology.
2017:	JUDO presents "QUICKSOFT", the new addition to the water softening range. Furthermore, the new "HEIFI filling system SOFT/PURE", a new combi unit, is introduced to the heating water treatment line.
2018:	JUDO "i-soft@home" goes interactive. Introduction of new heating filling systems "i-fill", "i-fill plus" and "i-fill GT".
2019:	Water softeners in the "i-soft" range now available with voice-control via Alexa as well as via "JU-control app". JUDO receives 'Germany's leader in innovation' award.
2020:	JUDO introduces the complete Bioquell®-HOME range
2021:	JUDO launches the undersink reverse osmosis Bioquell®-PURE
2022:	JUDO develops the PIPE-CARE SYSTEM JPCS innovation with micro-leakage detection

QUALITY MADE IN GERMANY

and internationally approved!



The CE sign demonstrates that a product complies with the requirements established in directive 765/2008 of the harmonized regulations law within the community. CE was created to guarantee end user access to safe products within the 30 signatory states of the Common European Economic Area.



The last word in German approvals for the gas and water industries, the DVGW has been setting and controlling the highest levels of product efficiency, health and safety standards that the German market has enjoyed for over 150 years, and is globally accepted as one of the highest standards.



ACS stands for "attestation of sanitary conformity" and is the standard used by the French authorities for materials and equipment in direct contact with drinking water. The ACS symbol is an assurance of the highest standards in performance conformity.



WaterMark is the certificate of approval for products used with drinking water in Australia and New Zealand. Confirms a product meets ABCB requirements and that its use is therefore permitted. The Australian Building Codes Board (ABCB) is the regulatory institute responsible for the development and care of regulations for building and sanitary installation.



The CSA, Canadian Standards Association, is an independent NPO with offices in 14 countries developing and controlling over 3000 norms governing safety, design and performance in the water industry. CSA is recognized as an equivalent standard by such renowned organizations as UL in the USA.



The BELGAQUA certificate from the Belgian Association of the water industry is awarded to products and materials that meet the requirements for contact with drinking water.



PZH is an institute certifying that products pose no danger to health or the environment when used in accordance with manufacturer's instructions. The PZH hygiene certificate is very important in the water treatment industry.



The EAC is a certification of conformity for countries in the Eurasian Economic Union. These include Russia, Belarus, Kazakhstan, Kyrgyzstan and Armenia.



The Swiss Water and Gas Association tests and certifies products ensuring they are in line with the highest current levels of quality, safety and technical suitability for use in gas and water installations.



Required for all foreign manufacturers of residential water treatment units, China's MOH certificate is awarded by the Ministry of Health and is considered one of the most demanding when it comes to meeting qualification and product testing standards.



The Plus X award is the world's largest award for innovation in technology, sports and lifestyle chosen by a jury consisting of 25 branches of the economy, with 23 competent partners and a total marketing investment volume of over 25 million Euros.



The ZVSHK quality rating offers safety and orientation to the plumbing trade, The ZVSHK rewards Manufacturers with the "Certified Manufacturer – quality, security and service" mark for their manufacturing processes and high standards in product quality and scope of customer service as well as investment in R&D, thus supporting the expansion of the industry as a whole.



Quality management standard ISO 9001 is one of the most widely accepted quality management approvals both on a national and international level. Our ISO 9001 certification goes to prove how seriously we take our high levels of quality management, and keep developing them further.



The iF design awards are counted amongst the most important in the world of international design. The iF logo awarded to the contest winner is accepted world wide as an indicator for excellence in design and is highly regarded by designers everywhere.

The earth consists of more than 70 percent water

Water resources amount to around 1.4 billion cubic kilometres

Only about 2.5 percent is freshwater

Approximately 213,000 cubic kilometres of freshwater are accessible to humans

WE TAKE RESPONSIBILITY,

because water is our most precious commodity

Our most valuable resource: drinking water

JUDO's goal is to treat water with innovative and sustainable processes. The responsible use of resources and the protection of the environment play an important role in all areas of the company.

Saving costs and resources in the long term

Our water treatment solutions ensure that the value of drinking water installations and technical equipment such as heating or cooling systems as well as household appliances such as dishwashers or coffee machines is maintained. By investing in a water softening system, for example, many hidden costs can be saved in the long term. This means that the system pays for itself, and at the same time the user can enjoy the benefits of soft water to the full with a clear conscience towards the environment.

Tradition meets innovation

As a Swabian family-owned company, values such as reliability and a sense of tradition and partnership are particularly important to us. You are at the centre of everything we do. Our customer. As part of the JUDO world, you benefit from our many years of experience, from our deep understanding of the sanitary, heating and air-conditioning industry, and from the reliability and know-how of an international, innovative and renowned specialist in water treatment.

Well over 100 patents: The JUDO inventive spirit

Julius Dopsch applied for his first patents as soon as the company was founded in 1936. Today, we can look back on numerous inventions that have had a decisive impact on water treatment. Despite our successes in the past, we are always looking to the future. Our ambition is to keep advancing water treatment with new, modern products and technologies, to create real technical added value and to implement it in practical solutions.

Example: Cost saving water consumption for 4-person household

Fewer products for Washing, cleaning and personal care



Less wear and tear on fittings and household appliances

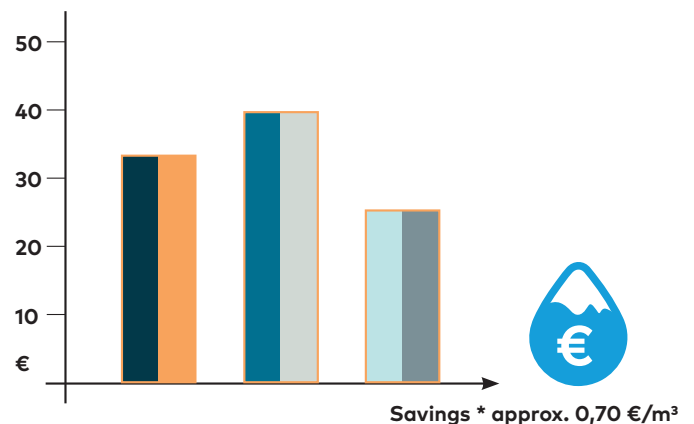


Less limescale protection for the washing machine



Corresponds to an approximate saving *:

0,70 €/m³



* varies with the raw water hardness and consumption habits

MEASURES FOR MORE SUSTAINABILITY:

Ecology, society and economy in harmony

Commitment to the ongoing development of sustainability has long been an integral part of our company philosophy and is reflected in our efforts to structure all our processes with the environment in mind. The successful implementation is demonstrated, for example in the following points:

Cross-site operation with green electricity

Our headquarters, the JULIUS DOPSLAFF Campus and our production facilities all use green electricity. Our products are also manufactured using 100 percent green electricity.



FSC seal of our printing material

At JUDO, you can literally hold quality in your hands. Because most of our brochures and print documents are printed on FSC-certified paper. The FSC® seal stands for "Forest Stewardship Council®", an international certification system for more sustainable forest management.



Reduction in resource consumption

An essential requirement of the JUDO corporate philosophy is the careful use of limited resources. This applies to the entire value chain – from the development and production to the dispatch of our products.

Products support the idea of sustainability

The high quality of our products ensures the best possible durability. In addition, we pay attention to the energy-efficient operation of our appliances and to tested, highly efficient, economical technology. The latter can be seen, for example, in our filters and softeners with regard to the rinsing water and the regeneration process.

rinse water and the use of regeneration agents. The i-dos eco and JULDOS dosing systems take into account the economical and effective use of minerals.

Our alternative limescale protection system i-balance works completely without chemicals. In addition, our leakage protection systems prevent unnecessary and expensive water losses with consequential damage. A clear plus in terms of safety, cost savings and sustainability.

Good working conditions in the company

As a family-owned company, the well-being of our employees matters a great deal to us. In addition to professional development, we therefore also invest in measures and offers to increase employee satisfaction – even beyond the boundaries of the company.



SMART SOLUTIONS

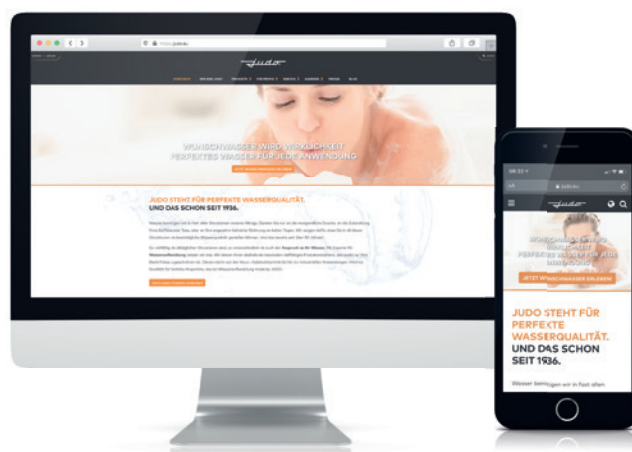
for the smart home

Smart living is no longer just a trend, but already part of everyday life for many people. 37 % already use smart home applications to live more sustainably and in a more climate-friendly way. *

For dealers, planners and tradesmen, the new networking makes the entire work easier – from planning to installation of the right customer solution.

* Bitkom e.v. Study 09/2020

"The intelligent home: Smart Home 2020"



Informed at any time and from everywhere

You can access JUDO products and services at any time via our website – clearly arranged on all end devices. We accompany you with valuable information on our entire range of products and services and are available to answer any questions you may have. From the preparation of the quotation to the construction site and commissioning at the customer's site.

JU-Control – One app, many possibilities

Control your network-connected JUDO devices whenever and wherever you want. Get information about all important statuses and collect all interesting data. Read important communications from your devices via push message, e-mail or SMS.

Step by step to optimal water treatment

The JUDO planning app guides you quickly and safely through the stages of planning – from access to all important data to the customised solution for water treatment. As a planner or contractor in the sanitary trade, you are always optimally prepared. For the sales talk or the preparation of offers.



Integratable water softeners:

i-soft@home (Connectivity-Module required)
QUICKSOFT-M (Connectivity-Module required)
QUICKSOFT-P (Connectivity-Module required)
QUICKSOFT MEGA (Connectivity-Module required)

Integratable micro-leakage protection systems:

JUDO PIPE-CARE SYSTEM

Integratable filling systems:

i-fill, i-fill plus

Call function –

The backwash reminder
JUDO PROFI-PLUS ¾" - 1 ¼",
as well as HEIFI-TOP and MAFI



PRODUCT NEWS

SOFTENING

The JUDO i-soft@home series

In addition to 24-hour soft water, the fully automatic softeners offer control via app or Alexa (optional). This means that the systems provide real added value for single-family homes and apartment buildings with up to 15 residential units.



The QUICKSOFT range

The JUDO water softeners of the QUICKSOFT range with their attractive JUDO design excell thanks to their enormous range in performance and size for up to 12 residential units. The devices also feature the new JUDO flange technology. Intelligent application control is available as an option for the softeners.



NEW:

Water softeners consisting of several units in parallel operation for high flow rates can now be arranged in an even more space-saving way.

PRODUCT NEWS

PROTECTION AGAINST LEAKAGE

Leakage protection rethought: Safe. High-quality. Smart.

The new JUDO PIPE-CARE SYSTEM not only has micro-leakage detection and thus detects even minimal water losses. It also scores with adjustable limit values. The JUDO PIPE-CARE SYSTEM JPCS innovation (only valid in combination with Connectivity-Module accessory) also has programmable opening and closing times to adapt to times with different requirements. This makes the device suitable not only for single-family homes but also for medical practices, kindergartens and commercial properties. In addition, the complete solution scores with a WLAN/LAN connection and can be controlled via app or integrated into smart home systems via the existing API.

JUDO JPCS

Micro-leakage protection system



Optimal safety:

- ✓ **Protects:** detects leaks and gradual water losses, stops water flow
- ✓ **Particularly safe:** including micro-leakage detection
- ✓ **Saves** money and water, and gives security

Individually adaptable:

- ✓ **Clever:** simple setting of limit values
- ✓ **Three-stage holiday mode:** automatic activation after 72 hours without water use
- ✓ **Individual:** adapts to personal consumption habits

Sustainable design:

- ✓ **Durable:** high-quality EPP housing
- ✓ **Thermal insulation:** protects against water condensation
- ✓ **Low noise:** thanks to acoustic insulation
- ✓ **Recyclable**

Smart control (only valid in combination with Connectivity-Module accessory):

- ✓ **Networked:** Internet connection via WLAN / LAN, integration in Smart Home solutions possible via API
- ✓ **Controllable worldwide:** via JU-Control app or web browser
- ✓ **Optimal for commercial buildings:** thanks to programmable opening and closing times for adaptation to times with different requirements
- ✓ **Informed:** Operating and warning messages as push message, e-mail or SMS

JUDO JPCS-FP

Leakage protection system including micro-leakage detection with backwash protective filter and pressure regulator

The JUDO PIPE-CARE SYSTEM JPCS-FP adds beside the protection against particles the function of a pressure regulator.





JUDO JPCS-FB

Leakage protection system including micro-leakage detection with backwash protective filter and limescale protection unit

The JUDO PIPE-CARE SYSTEM JPCS-FB also prevents the formation of hardness in the water with the help of magnets. It thus protects water installations, fittings, boilers and appliances from limescale AND corrosion AND particles.

JUDO JPCS-FD

Leakage protection system including micro-leakage detection with backwash protective filter with polyphosphate dosing

The JUDO PIPE-CARE SYSTEM JPCS-FD adds the function of a polyphosphate dosing unit. It also protects against limescale AND corrosion AND particles.

The modern systems also score with the advantages of several products – combined in one device.

Micro-leakage protection system for optimal safety:

- ✓ **Protects:** detects leaks and gradual water losses, stops water flow
- ✓ **Particularly safe:** including micro-leakage detection
- ✓ **Saves:** money and water, and gives security

Individually adaptable:

- ✓ **Clever:** simple setting of limit values
- ✓ **Three-stage holiday mode:** automatic activation after 72 hours without water use
- ✓ **Individual:** adapts to personal consumption habits

Backwash protective filter – innovatively combined:

- ✓ **Clean:** reliable and safe protection against dirt inflow
- ✓ **Cost-saving:** no expensive and time-consuming filter cartridge replacement
- ✓ **Practical:** no interruption of water supply during backwashing
- ✓ **Water-saving:** short backwash time, therefore low water consumption
- ✓ **Protects and regulates:** with pressure regulator (only JUDO PIPE-CARE SYSTEM JPCS-FP)

Sustainable design:

- ✓ **Durable:** high-quality EPP housing
- ✓ **Thermal insulation:** protects against water condensation
- ✓ **Low noise:** thanks to acoustic insulation
- ✓ **Recyclable**

Smart control (only valid in combination with Connectivity-Module accessory):

- ✓ **Networked:** Internet connection via WLAN / LAN, integration in Smart Home solutions possible via API
- ✓ **Controlable worldwide:** via JU-Control app, web browser or API-interface
- ✓ **Optimal for commercial buildings:** thanks to programmable opening and closing times for adaptation to times with different requirements
- ✓ **Informed:** Operating and warning messages as push message, e-mail or SMS



TRUST THE GERM PROTECTION CLASS – **61 YEARS OF EXPERIENCE.**

The JUDO range of anti-bacterial filters is the ultimate in our range of backwash filters and domestic water stations. The JUDO range of anti-bacterial protection filters symbolises perfection in our range of backwash filters and domestic water stations with all its special features, which make filtration efficient, comfortable and safe. It also reflects our expertise in protective filters, with the highest standards of quality and reliability and with its unique advantages for the installer during installation or maintenance.



Backwash in the blink of an eye without replacing the cartridge

Backwash, don't replace!

Using JUDO backwash filters means you no longer have the trouble of replacing that dirty filter cartridge every 6 months. Simply backwash the filter screen using filtered water.


All done in a simple turn of a handwheel with no interruption to the ongoing water supply, no changes in water quality and without waste cartridges.



The best protection against bacterial growth is a really clean screen.

Backwash filters were not only invented, but also perfected by JUDO. The point-to-point rotation system ensures high pressure cleaning regulated by three rotating arms along the filter screen.

This method offers much better screen cleaning efficiency than standard backwash systems, as well as much better hygiene. Efficient impurity removal ensures there is no bacterial development.



The Call function: never again forget backwashing

When it comes to backwashing, some filters can be forgotten. These do not! Thanks to the QR code on the cover. When you scan it with the new JU-Control app, you will receive a reminder message on your smartphone at each upcoming backwash date. The JUDO Call function is available for all manually backwashed filters and all domestic water stations up to 2" (excepted for Bioquell® filters).



Integrated direct flush valve

To ensure that the backwash water is completely removed from the filter, it must be able to flow freely to the drain. This ensures that contaminated backwash water does not return through the filter to the general supply system and eliminates any danger of bacterial contamination. All the filters in the JUDO PROFI PLUS range have a flush valve and an additional hose adapter with integrated free outlet that performs exactly this function, ensuring an efficient operation in the whole sanitary installation.

Point-of-entry filtration

Whole-building filtration removes problem-causing particulate matter BEFORE it enters the system. Protecting pipes, fittings and appliances from the danger of sediments and particles that lead to corrosion and decreased life span. Thus reducing the inconvenience, expense and frequency of repairs and even water damage and complete renovation. In this way, you can control your total water consumption and waste water generation, keep energy consumption at optimal levels and protect your system from bacterial colonization. Taking into consideration worldwide water scarcity and daily increase in water and energy prices, it makes really good sense!

When it comes to protective sediment filters, no one can fool us.

It's our systems others strive to imitate.



JPF+ 1"



JPF+ -AT 1"

Illustration Type

Type	JUDO PROFI-PLUS					JUDO PROFIMAT-PLUS-AT					
Pipe connection	¾"	1"	1¼"	1½"	2"	¾"	1"	1¼"	1½"	2"	
Nominal flow rate m³/h according to EN 13443-1 with clean filter at 0.5 bar pressure loss	6.7	7.6	8.5	18	22	6.7	7.6	8.5	18	22	
Filtration rate micron	100 **					100 **					
Backwash protective sediment filter	Manual backwash					Automatic (time controlled)					
Horizontal or vertical mounting	✓					✓					
Filter backwashable using JUDO point rotation system.	✓					✓					
<ul style="list-style-type: none"> -Screen cleaned using filtered water - Backwash wit no interruption to the water supply - Filter screen in stainless steel - No direct contact with parts with direct water contact, no cartridge changes required! - long working life with low resource consumption 	✓					✓					
Call function via JU-Control App	✓					X					
Pressure gauge	-					-					
Integrated free outlet – no contamination in the event of back flow of waste water	✓					✓	✓	✓	-	-	
Accessories (optional)											
ECO-SAFE leakage protection unit	✓					✓					
Potential-free contacts	X					✓					
JUDO FILT-A (Automatic upgrade unit)	-					-					

* Nominal flow rate m³/h according to EN 1567

** Special mesh size available 30 micron, 320 micron and 500 micron

Please specify the required mesh size when placing the order (retrofitting not possible)

X = Performance features are not applicable to these products



JPF+ -ATP 1"



Bioquell®-FILT BP 1"



Bioquell®-FILT B 1"

	JUDO PROFIMAT-PLUS-ATP					JUDO Bioquell®-FILT BP					JUDO Bioquell®-FILT B				
	¾"	1"	1¼"	1½"	2"	¾"	1"	1¼"	1½"	2"	¾"	1"	1¼"	1½"	2"
	6.7	7.6	8.5	18	22	2.3	3.6	5.8	9.1	14.0	6.1	7.1	7.3	12.2	15.1
	100 **					100					100				
	Automatic (time and differential pressure controlled)					Manual backwash					Manual backwash				
	✓					✓					-				
	✓					-					-				
	✓					✓					✓				
	X					✓					✓				
	-					✓					-				
	✓	✓	✓	-	-	X					X				
	✓					X					X				
	✓					-					-				
	-					✓					✓				

We also think big.

For large commercial and industrial buildings.



Illustration Type

JPF DN 80

JPF-AT DN 65

JPF-ATP DN 65

Type	JUDO PROFI			JUDO PROFIMAT-AT			JUDO PROFIMAT-ATP			
Pipe connection	DN 65	DN 80	DN 100	DN 65	DN 80	DN 100	DN 65	DN 80	DN 100	
Nominal flow rate m ³ /h according to EN 13443-1 with clean filter at 0.5 bar pressure loss	28	65	78	28	65	78	28	65	78	
Filtration rate micron	100 *			100 *			100 *			
Backwash protective sediment filter	Manual backwash			Automatic (time controlled)			Automatic (time and differential pressure controlled)			
Horizontal or vertical mounting	-			-			-			
Filter backwashable using JUDO point rotation system. - Screen cleaned using filtered water - Backwash with no interruption to the water supply - Filter screen in stainless steel - No direct contact with parts with direct water contact, no cartridge changes required! - long working life with low resource consumption	✓			✓			✓			
Integrated potential-free contacts	X			X			X			
Accessories (optional)										
Potential-free contacts	X			✓			✓			

* Special mesh size available 30 micron, 320 micron and 500 micron
Please specify the required mesh size when placing the order (retrofitting not possible)

X = Performance features are not applicable to these products



JPF DN 200



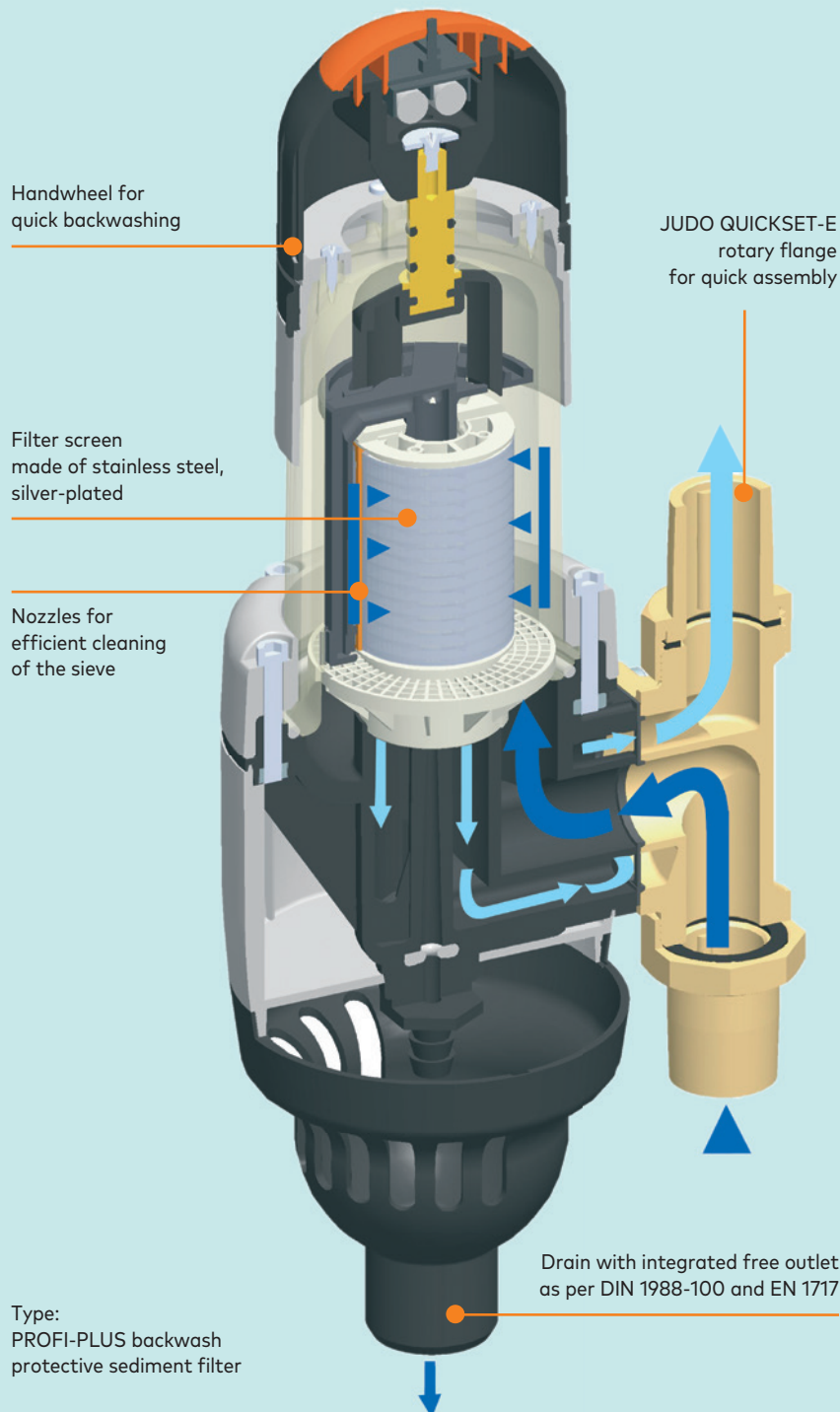
JPF-ATP DN 200

	JUDO PROFI			JUDO PROFIMAT-ATP				
	DN 125	DN 150	DN 200	DN 125	DN 150	DN 200		
	100	150	200	100	150	200		
	100 *			100 *				
	Manual backwash			Automatic (time and differential pressure controlled)				
	-			-				
	✓			✓				
	X			✓				
	X			included				

JUDO PREMIUM LINE ¾" - 2"

Do not settle for less.

JUDO PROFI-PLUS backwashing protective sediment filters are your first choice when it comes to protecting drinking water installations. With perfect backwashing, silver-plated screen and many other advantages. And most importantly: Quality made in Germany.



JUDO PROFI-PLUS ¾" - 2"

Backwash protective sediment filter manual version

- With silver-plated stainless steel filter screen and high-efficiency point rotation system.
- Thanks to JUDO QUICKSET-E, installation in horizontally and vertically running pipes possible.
- For drinking water up to 30 °C
Operating pressure range 1.5 - 16 bar



Reminder function

Scope of delivery Type JPF+ ¾" - 1¼": Filter housing made of high-quality plastic PN 16, built-in rotary flange with bayonet connection made of brass with screw, threaded connector in accordance with EN 10226-1; horizontal and vertical installation is possible; silver-plated filter screen made of stainless steel; large handwheel for backwashing based on point rotation system with simultaneous cleaning of the inspection bell.

Scope of delivery Type JPF 1½" - 2": High grade filter housing PN 16; built-in rotary flange made of brass with screw (threaded connector in accordance with EN 10226-1); horizontal and vertical installation is possible; silver-plated filter screen made of stainless steel; large handwheel for backwashing based on point rotation system with simultaneous cleaning of the inspection bell.

Type	JPF+	JPF+	JPF+	JPF	JPF
Pipe connection	¾"	1"	1¼"	1½"	2"
Flow rate m³/h *	6.7	7.6	8.5	18	22
Installation length mm	180	195	230	252	280
Filtration rate micron	100	100	100	100	100
Dimensions W x D x H mm	130 x 165 x 410	130 x 165 x 410	130 x 170 x 410	158 x 207 x 432	158 x 215 x 432
Order number	8010072	8010073	8010074	8010213	8010214

Versions with non-standard mesh sizes (not silver-plated)	JPF+	JPF+	JPF+	JPF	JPF
Pipe connection	¾"	1"	1¼"	1½"	2"
Mesh size 30 micron	8010075	8010076	8010077	8015002	8015012
Mesh size 320 micron	8010078	8010079	8010080	8015003	8015013
Mesh size 500 micron	8010081	8010082	8010083	8015004	8015014

Made in Germany	Stable plastic housing	Proven quality	Inspection glass	Especially hygienic	Ergonomic handwheel

		Ag		
Back-washing reminder **	Very reliable	Filter screen silver-plated	Horizontal and vertical installation	Especially thorough backwashing

* Flow rate for drinking water with cleaned screen at 0.5 bar pressure loss.
Lower flow should be assumed for service water and heavily contaminated water. Professional advice required!

** JU-Control app required



Type JPF+ ¾" - 1¼"



- ✓ **Quality assured**
made in Germany
- ✓ **Reliable protection**
against particle inflow
- ✓ **Economical**
no expensive and complicated cartridge changes
- ✓ **Uncomplicated**
easy backwashing
- ✓ **Efficient**
effective backwash thanks to point rotation system
- ✓ **Practical**
no interruption to the water supply during backwash
- ✓ **Low impact**
no waste cartridges and low water consumption thanks to an effective backwash

Installation dimensions see page 82.



Type JPF+ -AT 3/4" - 1 1/4"



- ✓ **Quality assured**
made in Germany
- ✓ **Reliable protection**
against particle inflow
- ✓ **Economical**
no expensive and complicated cartridge changes
- ✓ **Backwashes automatically**
with timer controlled backwash
- ✓ **Efficient**
effective backwash thanks to point rotation system
- ✓ **Practical**
no interruption to the water supply during backwash
- ✓ **Low impact**
no waste cartridges and low water consumption thanks to an effective backwash

Installation dimensions see page 82.

JUDO PROFIMAT-PLUS-AT 3/4" - 2"

Automatic backwash protective sediment filter (time controlled)



With silver-plated stainless steel filter screen and high-efficiency point rotation system.



Thanks to JUDO QUICKSET-E, installation in horizontally and vertically running pipes possible.



For drinking water up to 30 °C
Operating pressure range 1.5 - 16 bar

Scope of delivery: Filter housing made of high-quality plastic PN 16; built-in rotary flange with bayonet connection made of brass with screw, threaded connector in accordance with EN 10226-1; horizontal and vertical installation is possible; silver-plated filter screen made of stainless steel; Automatic time-dependent triggering of backwashing can be selected: hour, day, week, month, manual triggering are possible. With servomotors, electrical control with function and fault display (light diode and buzzer). Backwashing based on point rotation system with simultaneous cleaning of the inspection bell, including plug-in power supply.

AT control: timer controlled backwash: settings: hourly, daily, weekly, monthly. Manual backwash start-up button.

Type	JPF+ -AT	JPF+ -AT	JPF+ -AT	JPF+ -AT	JPF+ -AT
Pipe connection	3/4"	1"	1 1/4"	1 1/2"	2"
Flow rate m³/h *	6.7	7.6	8.5	18	22
Installation length mm	180	195	230	252	280
Filtration rate micron	100	100	100	100	100
Dimensions W x D x H mm	133 x 164 x 500	133 x 164 x 500	133 x 164 x 500	158 x 207 x 491	158 x 215 x 491
Order number	8020104	8020105	8020106	8307012	8307013

Versions with non-standard mesh sizes (not silver-plated)	JPF+ -AT	JPF+ -AT	JPF+ -AT	JPF+ -AT	JPF+ -AT
Pipe connection	3/4"	1"	1 1/4"	1 1/2"	2"
Mesh size 30 micron	8020114	8020115	8020116	8025002	8025012
Mesh size 320 micron	8020117	8020118	8020119	8025003	8025013
Mesh size 500 micron	8020120	8020121	8020122	8025004	8025014

Made in Germany	Stable plastic housing	Proven quality	Inspection glass	Especially hygienic	LED display

	Ag			
Very reliable	Filter screen silver-plated	Horizontal and vertical installation	Especially thorough backwashing	Product has potential-free contact

* Flow rate for drinking water with cleaned screen at 0.5 bar pressure loss.
Lower flow should be assumed for service water and heavily contaminated water. Professional advice required!

JUDO PROFIMAT-PLUS-ATP ¾" - 2"

Automatic backwash protective sediment filter (time and differential pressure controlled)







- With silver-plated stainless steel filter screen and high-efficiency point rotation system.
- Thanks to JUDO QUICKSET-E, installation in horizontally and vertically running pipes possible.
- For drinking water up to 30 °C
Operating pressure range 1.5 - 16 bar

Scope of delivery: Filter housing made of high-quality plastic (PN 16); built-in rotary flange with bayonet connection made of brass with screw, threaded connector in accordance with EN 10226-1; horizontal and vertical installation is possible; silver-plated stainless steel filter screen; automatic time-dependent triggering of backwashing (can be selected: hour, day, week, month) as well as differential pressure-dependent triggering of backwashing through pressure switch (adjustable differential pressure up to max. 0.6 bar), manual triggering are possible. With servomotors, electrical control with function and fault display (light diode and buzzer). Backwashing based on point rotation system with simultaneous cleaning of the inspection bell, including plug-in power supply.

ATP control: timer controlled backwash (settings: hourly, daily, weekly, monthly) with additional differential pressure control for backwash start-up (differential adjustable up to 1 bar). Manual backwash start-up button.

Type	JPF+ -ATP ¾"	JPF+ -ATP 1"	JPF+ -ATP 1¼"	JPF+ -ATP 1½"	JPF+ -ATP 2"
Pipe connection	¾"	1"	1¼"	1½"	2"
Flow rate m³/h *	6.7	7.6	8.5	18	22
Installation length mm	180	195	230	252	280
Filtration rate micron	100	100	100	100	100
Dimensions W x D x H mm	133 x 181 x 500	133 x 181 x 500	133 x 181 x 500	158 x 227 x 491	158 x 235 x 491
Order number	8020107	8020108	8020109	8020069	8020073

Versions with non-standard mesh sizes (not silver-plated)	JPF+ -ATP ¾"	JPF+ -ATP 1"	JPF+ -ATP 1¼"	JPF+ -ATP 1½"	JPF+ -ATP 2"
Pipe connection	¾"	1"	1¼"	1½"	2"
Mesh size 30 micron	8020123	8020124	8020125	8020070	8020074
Mesh size 320 micron	8020126	8020127	8020128	8020071	8020075
Mesh size 500 micron	8020129	8020130	8020131	8020072	8020076

					
Made in Germany	Stable plastic housing	Proven quality	Inspection glass	Especially hygienic	LED display

				
Very reliable	Filter screen silver-plated	Horizontal and vertical installation	Especially thorough backwashing	Product has potential-free contact



Type JPF+ -ATP ¾" - 1¼"

- ✓ **Quality assured**
made in Germany
- ✓ **Reliable protection**
against particle inflow
- ✓ **Economical**
no expensive and complicated cartridge changes
- ✓ **Backwashes automatically**
with timer and pressure differential control
- ✓ **Efficient**
effective backwash thanks to point rotation system
- ✓ **Practical**
no interruption to the water supply during backwash
- ✓ **Low impact**
no waste cartridges and low water consumption thanks to an effective backwash


Installation dimensions see page 82.

* Flow rate for drinking water with cleaned screen at 0.5 bar pressure loss.
Lower flow should be assumed for service water and heavily contaminated water. Professional advice required!

JUDO PREMIUM LINE DN 65 - 100

Tried and proven PROFI DN 65 - 100

The larger, backwashable JUDO filter with flange connection completes the PROFI range. This filter, designed for higher flow rates represents the pinnacle of JUDO filtration technology. The cast iron, anti-corrosion coated filter base is the main component of this system. Its high precision means there is almost no flow loss during backwash. Larger particles are trapped in the base and never enter the filtration chamber in the first place.

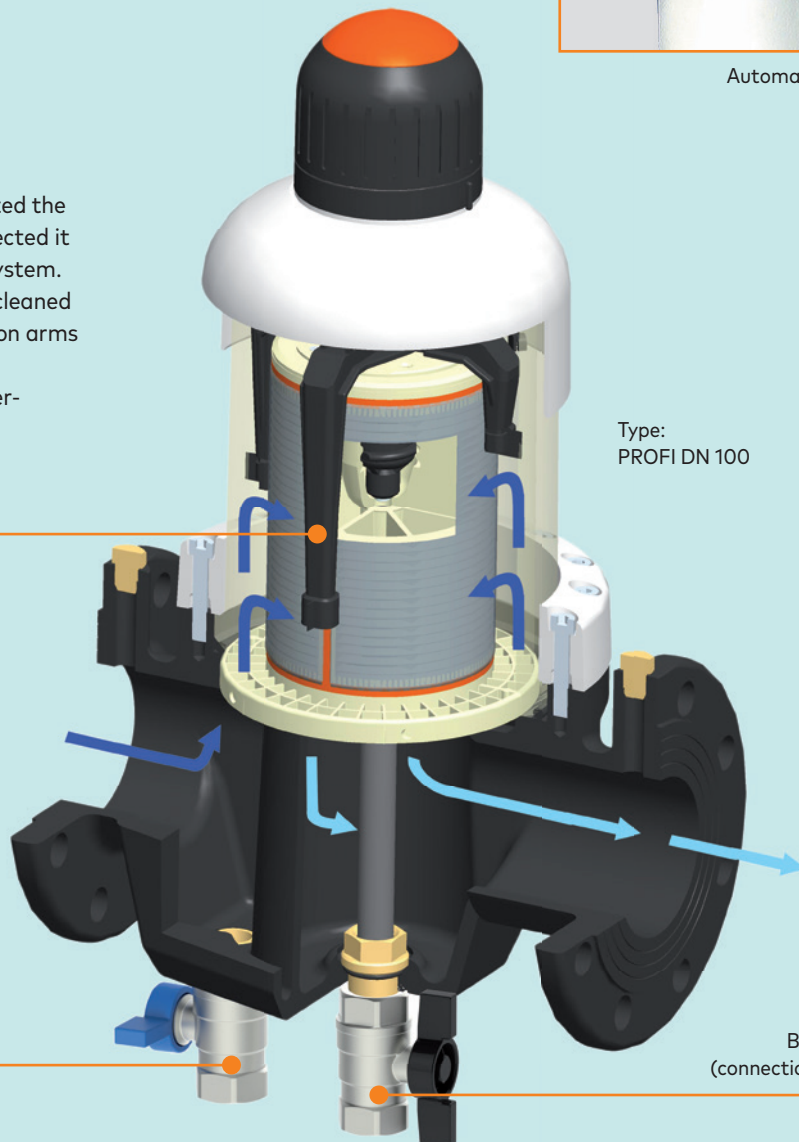


Stainless steel filter
with longlife screen



Automatic version available

Advantages: JUDO not only invented the backwashable filter, but also perfected it with the point-to-point rotation system. This system ensures the screen is cleaned point by point using rotating suction arms fitted on gliders. The water supply is thus never interrupted during the backwash cycle.



Open the ball valve to flush out larger particles trapped in the unit base.

Backwash flush valve
(connection to drain required)

JUDO PROFI DN 65 - 200

Backwash protective sediment filter







✚ With silver-plated, stainless steel filter screen and high-efficiency point rotation system.

💧 For drinking water up to 30 °C
Operating pressure range 1.5 - 10 bar
(JPF DN 65: 1.5 - 16 bar)

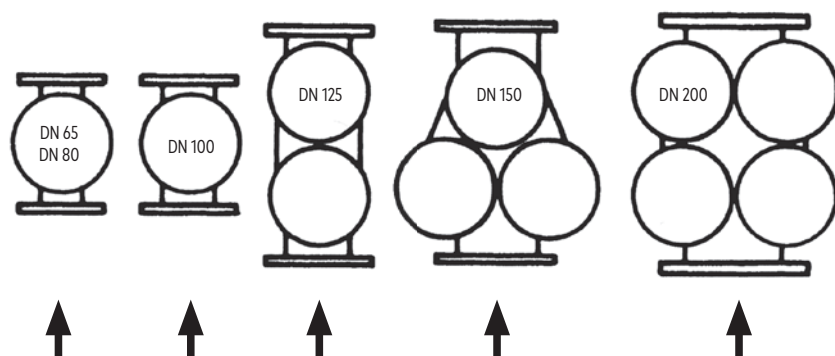
Scope of delivery: Filter base made of cast iron, PVC coated for corrosion protection, PN 10 (DN 65 = PN 16). Flange connection to EN 1092-2; silver-plated filter screen made of stainless steel; backwashing using handwheel with the proven point rotation system offering optimal bacterial growth protection and cleaning of filter bell, fitted with two manometer connections.

Type	JPF	JPF	JPF	JPF	JPF	JPF
Pipe connection	DN 65	DN 80	DN 100	DN 125	DN 150	DN 200
Pipe connection	2½"	3"	4"	5"	6"	8"
Flow rate m³/h *	28	65	78	100	150	200
Installation length mm	240	320	320	560	560	600
Filtration rate micron	100	100	100	100	100	100
Dimensions W x D x H mm	240 x 185 x 513	320 x 231 x 591	320 x 231 x 608	560 x 250 x 643	560 x 474 x 684	600 x 474 x 731
Order number	8010215	8010216	8010217	8290025	8290026	8290027

Versions with non-standard mesh sizes (not silver-plated)	JPF	JPF	JPF	JPF	JPF	JPF
Pipe connection	DN 65	DN 80	DN 100	DN 125	DN 150	DN 200
Mesh size 30 micron	8015022	8010060	8010061	8290010	8290011	8290012
Mesh size 320 micron	8015023	8010038	8010040	8010042	8010044	8010046
Mesh size 500 micron	8015024	8010039	8010041	8010043	8010045	8010047

						Ag		
Made in Germany	Proven quality	Inspection glass	Especially hygienic	Ergonomic handwheel	Very reliable	Filter screen silver-plated	Stable cast iron housing	Especially thorough backwashing

View from top



* Flow rate for drinking water with cleaned screen at 0.5 bar pressure loss. Lower flow should be assumed for service water and heavily contaminated water. Professional advice required!



Type JPF DN 80



- ✓ **Quality assured**
made in Germany
- ✓ **Reliable protection**
against particle inflow
- ✓ **Economical**
no expensive and complicated cartridge changes
- ✓ **Uncomplicated**
easy backwashing
- ✓ **Efficient**
effective backwash thanks to point rotation system
- ✓ **Practical**
no interruption to the water supply during backwash
- ✓ **Low impact**
no waste cartridges and low water consumption thanks to an effective backwash

** for Type JPF DN 65 - 100

Installation dimensions see page 82.



Type JPF-AT DN 65



- ✓ **Quality assured**
made in Germany
- ✓ **Reliable protection**
against particle inflow
- ✓ **Economical**
no expensive and complicated
cartridge changes
- ✓ **Backwashes automatically**
with timer controlled backwash
- ✓ **Efficient**
effective backwash thanks to
point rotation system
- ✓ **Practical**
no interruption to the water
supply during backwash
- ✓ **Low impact**
no waste cartridges and low
water consumption thanks to
an effective backwash

Installation dimensions see page 83.

JUDO PROFIMAT-AT DN 65 - 100

Automatic backwash protective sediment filter (time controlled)



With silver-plated, stainless steel filter screen
and high-efficiency point rotation system.



For drinking water up to 30 °C
Operating pressure range 1.5 - 10 bar
(JPF-AT DN 65: 1.5 - 16 bar)

Scope of delivery: Filter base made of cast iron, PVC coated for corrosion protection, PN 10.

Flange connection to EN 1092-2; silver-plated filter screen made of stainless steel; automatic backwashing using timer control (options: hourly, daily, weekly or monthly) manual start up, incl. drive motor, electronics board and functions/error LEDs.

Backwash using the proven point rotation system offering optimal bacterial growth protection and cleaning of filter bell with no interruption to the water supply, fitted with two manometer connections.

Type	JPF-AT	JPF-AT	JPF-AT
Pipe connection	DN 65	DN 80	DN 100
Pipe connection	2½"	3"	4"
Flow rate m³/h *	28	65	78
Installation length mm	240	320	320
Filtration rate micron	100	100	100
Dimensions W x D x H mm	240 x 185 x 577	320 x 231 x 650	320 x 231 x 669
Order number	8307014	8020033	8020034

Versions with non-standard mesh sizes (not silver-plated)	JPF-AT	JPF-AT	JPF-AT
Pipe connection	DN 65	DN 80	DN 100
Mesh size 30 micron	8025022	8020057	8020059
Mesh size 320 micron	8025023	8020041	8020043
Mesh size 500 micron	8025024	8020042	8020044

						Ag		
Made in Germany	Proven quality	Inspection glass	Especially hygienic	Ergonomic handwheel	Very reliable	Filter screen silver-plated	Stable cast iron housing	Especially thorough backwashing

* Flow rate for drinking water with cleaned screen at 0.5 bar pressure loss.
Lower flow should be assumed for service water and heavily contaminated water. Professional advice required!

JUDO PROFIMAT-ATP DN 65 - 200

Automatic backwash protective sediment filter (time and differential pressure controlled)



With silver-plated, stainless steel filter screen and high-efficiency point rotation system.



For drinking water up to 30 °C
Operating pressure range 1.5 - 10 bar
(JPF-ATP DN 65: 1.5 - 16 bar)

Scope of delivery Type JPF-ATP DN 65 - 100: Filter base made of cast iron, PVC coated for corrosion protection, PN 16. Flange connection to EN 1092-2; silver-plated filter screen made of stainless steel; automatic backwashing using timer (options: hourly, daily, weekly or monthly) and differential pressure switch (adjustable to 0.6 bar) manual start up, incl. drive motor, electronics board and functions/error LEDs and differential pressure control, backwash using the proven point rotation system offering optimal bacterial growth protection and cleaning of filter bell with no interruption to the water supply.

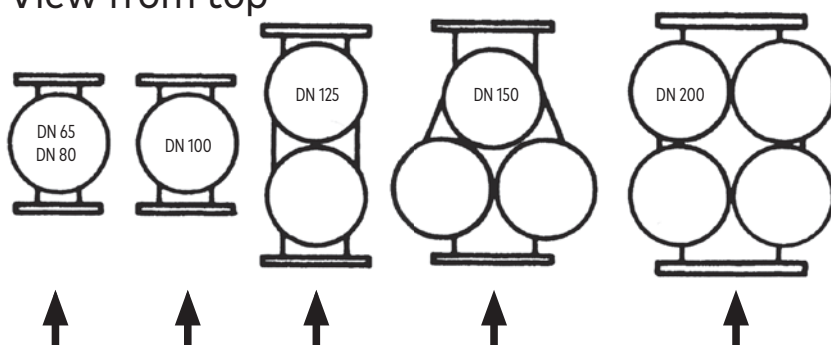
Scope of delivery Type JPF-ATP DN 125 - 200: Filter base made of high grade cast iron PN 10, PVC coated for corrosion protection; flange connection to EN 1092-2; silver-plated filter screen made of stainless steel; backwashing using the proven point rotation system and cleaning of viewing bell; differential pressure measurement and backwash regulation in a separate control box (230 V/50 Hz) backwash timer and differential pressure controlled, differential pressure settings up to max. 2 bar, incl. potential-free contact for connection to external control system.

Type	JPF-ATP	JPF-ATP	JPF-ATP	JPF-ATP	JPF-ATP	JPF-ATP
Pipe connection	DN 65	DN 80	DN 100	DN 125	DN 150	DN 200
Pipe connection	2½"	3"	4"	5"	6"	8"
Flow rate m³/h *	28	65	78	100	150	200
Installation length mm	240	320	320	560	560	600
Filtration rate micron	100	100	100	100	100	100
Dimensions W x D x H mm	240 x 185 x 577	320 x 231 x 650	320 x 231 x 669	560 x 250 x 702	560 x 470 x 740	600 x 470 x 781
Order number	8020038	8020039	8020040	8320025	8320026	8320027

Versions with non-standard mesh sizes (not silver-plated)	JPF-ATP	JPF-ATP	JPF-ATP	JPF-ATP	JPF-ATP	JPF-ATP
Pipe connection	DN 65	DN 80	DN 100	DN 125	DN 150	DN 200
Mesh size 30 micron	8020078	8020058	8020060	8320010	8320011	8320012
Mesh size 320 micron	8020045	8020047	8020049	8020051	8020053	8020055
Mesh size 500 micron	8020046	8020048	8020050	8020052	8020054	8020056

						Ag		
Made in Germany	Proven quality	Inspection glass	Especially hygienic	Ergonomic handwheel	Very reliable	Filter screen silver-plated	Stable cast iron housing	Especially thorough backwashing

View from top



* Flow rate for drinking water with cleaned screen at 0.5 bar pressure loss.
Lower flow should be assumed for service water and heavily contaminated water. Professional advice required!



Type JPF-ATP DN 200

- ✓ **Quality assured**
made in Germany
- ✓ **Reliable protection**
against particle inflow
- ✓ **Economical**
no expensive and complicated cartridge changes
- ✓ **Automatic backwash**
with timer and pressure differential control and external control unit (Type JPF ATP DN 125 - 200)
- ✓ **Efficient**
effective backwash thanks to point rotation system
- ✓ **Practical**
no interruption to the water supply during backwash
- ✓ **Low impact**
no waste cartridges and low water consumption thanks to an effective backwash

Installation dimensions see page 83.



THE PERFORMANCE RANGE – PROVEN TECHNOLOGY.

Reliable and durable

Tried, tested and in demand

The innovative features incorporated into the JUDO Bioquell® range of protective water filter truly establish these units as top-of-the-range products.

For example, the patented high-tech ceramic drain valve discs for maximum operational safety and durability.

In comparison to cartridge filters, the filter itself does not need to be replaced every six months.

In fact, it is sufficient to simply clean the screen by reversing the direction of flow. No waste and no parts in manual contact with the inflowing water supply. A clear advantage from the hygiene aspects. Filter backwashing is particularly simple to carry out, without interrupting the water supply.

Integrated free outlet

When connecting a backwash protective filter or a domestic water station to the wastewater pipe, a free flush outlet must be provided.

This avoids the possibility of backflow of waste water into the drinking water installation. This ensures the complete separation of drinking and backwash water thus forming a barrier against possible bacterial contamination. The protective filters of the Bioquell® range have an integrated free outlet, making the installation of additional equipment unnecessary.

Safety as an accessory: ECO-SAFE leakage protection

ECO-SAFE protects against the consequences of water damage and recognises both seepage and larger leaks. It can be set individually and has a three-stage holiday mode.

Double protection: Domestic water stations

The domestic water stations of the Bioquell® range are equipped with a pressure reducer and a pressure gauge. Thus, they regulate and stabilise pressure variations with a range of settings from 1.5 to 6 bar.

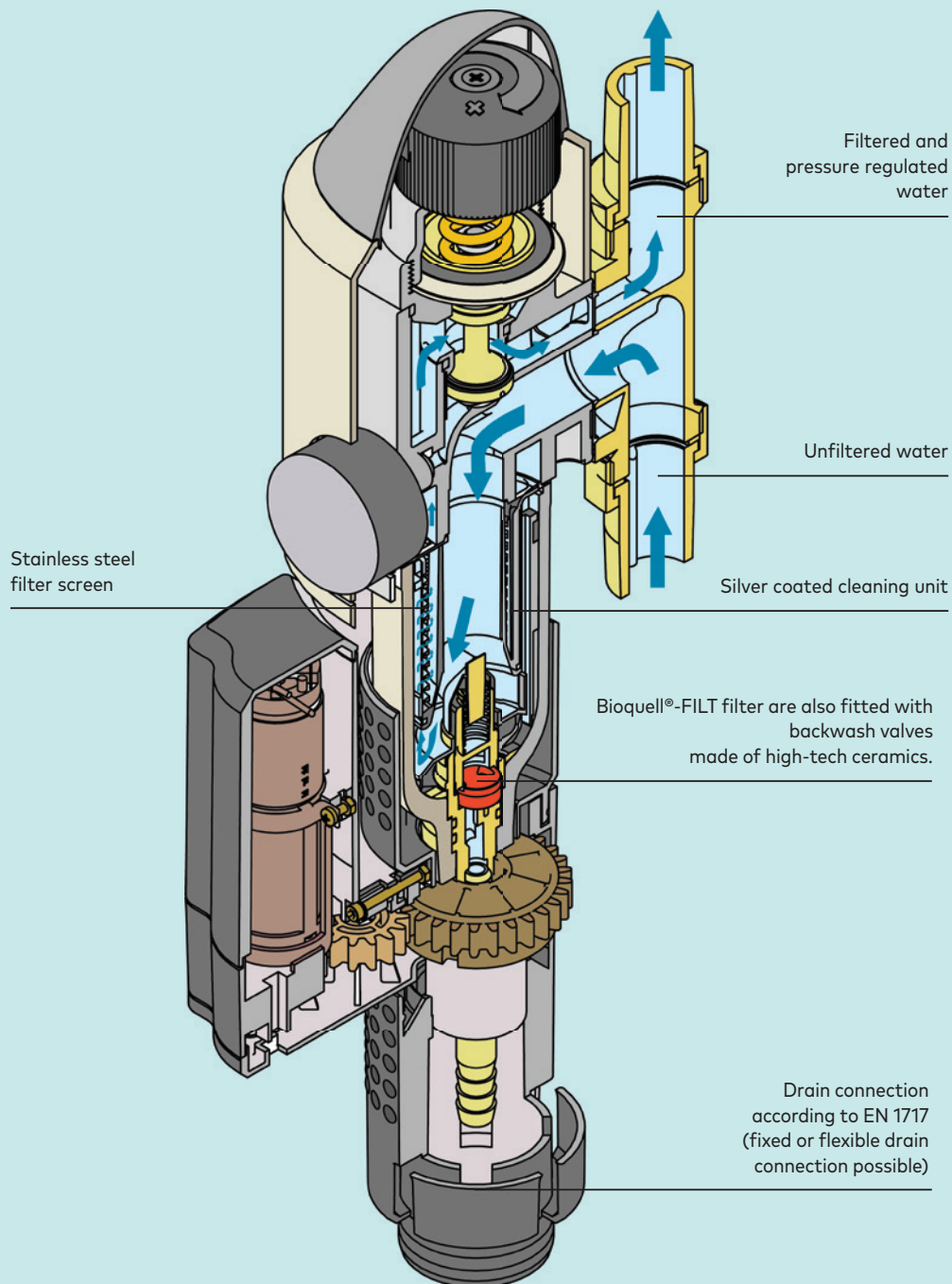
The automatic versions

The use of an automatic retrofit kits allows filters of the Bioquell® range to be upgraded to automatic backwashing units. The following backwash intervals can be set: daily, weekly, monthly, every two months. A full comfort option. With integrated patented safety module.

JUDO BIOQUELL®-FILT BP

JUDO's backwash protective filters protect water pipes, fittings and connected appliances effectively and cost-efficiently.

In JUDO filters, the water flows through the sieve from the outside to the inside. This retains coarse and fine-grained impurities. The filter mesh can be checked from the outside through a sight glass and is backwashed in no time without interrupting the water supply. In addition, Bioquell®-FILT filters are equipped with a patented backwash valve made of high-tech ceramics. This makes them particularly reliable and long-lasting.





Type Bioquell®-FILT BP 3/4" - 1 1/4"



- ✓ **Quality assured**
made in Germany
- ✓ **Reliable protection**
against particle inflow
- ✓ **Economical**
no expensive and complicated
cartridge changes
- ✓ **Uncomplicated**
easy backwashing
- ✓ **Effective backwash**
thanks to ceramic disk technology
- ✓ **Practical**
no interruption to the water
supply during backwash
- ✓ **Low impact**
no waste cartridges and
low water consumption thanks
to an effective backwash
- ✓ **Clean**
UV protective cover cap 3/4" - 1 1/4"



Type FILT-A (Automatic upgrade kit)

- ✓ **Compact upgrade kit**
- ✓ **Also suitable**
for retrofitting
- ✓ **Easy installation**

JUDO Bioquell®-FILT BP 3/4" - 2"

Backwash protective sediment filter with pressure regulation

- ✚ With stainless steel filter screen, pressure regulator,
backflow preventor (1 1/2" - 2") and ceramic flush valve.
- ↕ Thanks to JUDO QUICKSET-E, installation in
horizontally and vertically running pipes possible.
- 💧 For drinking water up to 30 °C
Operating pressure range 1.5 - 16 bar

Scope of delivery: Filter housing made of high-quality plastic PN 16; built-in rotary flange with bayonet lock made of brass with screw; threaded connector in accordance with EN 10226-1; stainless steel filter screen; cleaning unit (silver-plated 3/4" - 1 1/4"); large handwheel for backwashing with simultaneous cleaning of the inspection bell (with movable UV protection 3/4" - 1 1/4"). With integrated free outlet discharge and ceramic flush valve with hose connection; pressure manometer; pressure regulator with factory-made pressure adjustment to 4 bar; pressure adjustment range from 1.5 - 6 bar; sound insulated group 1 without cover; cover with integrated backwashing date display.

Type	Bioquell®- FILT BP	Bioquell®- FILT BP	Bioquell®- FILT BP	Bioquell®- FILT BP	Bioquell®- FILT BP
Pipe connection	3/4"	1"	1 1/4"	1 1/2" *	2" *
Flow rate m³/h **	2.3	3.6	5.8	9.1	14.0
Installation length mm	180	195	230	301	335
Filtration rate micron	100	100	100	100	100
Dimensions W x D x H mm	130 x 155 x 428	130 x 155 x 428	130 x 160 x 428	108 x 212 x 537	108 x 220 x 537
Order number	8170325	8170326	8170327	8170328	8170329

Made in Germany	Pressure regulator	Filter screen made of stainless steel	Proven quality	Inspection glass	Ergonomic handwheel	Backwashing reminder	Very reliable	Horizontal and vertical installation

JUDO FILT-A

Automatic upgrade unit

- ✚ For the upgrade of manual Bioquell®-FILT BP water stations
to automatic backwashing units, with patented safety module
and pot.-free contact for external reporting.

Scope of delivery: For the upgrade of manual Bioquell®-FILT BP filter to automatic backwash units. Timer-controlled automatic backwashing. The filter screen surface is cleaned three times during each backwashing process. Presettable backwash interval (1 day, 1 week, 1 month, 2 months). Including plug-in 230 V/50 Hz power supply. With buffer battery, which ensures that backwashing which has already started is completed even if there is power failure, and test unit for the buffer battery.

Unit may be assembled with manual filter at point of sale to provide a completed automatic filter or retrofitted to upgrade an existing manual Bioquell®-FILT BP unit.

Please note: When upgrading an existing manual Bioquell®-FILT BP unit, direct access to a power supply and drain is required.

Order number	2170666
---------------------	----------------

* Bioquell®-FILT BP 1 1/2" - 2": with non return valve
** To EN 1567 for drinking water on a clean screen.

JUDO Bioquell®-FILT B ¾" - 2"

Backwash protective sediment filter

With stainless steel filter screen, backwash unit, ceramic flush valve, integrated backwash reminder.

For drinking water up to 30 °C
Operating pressure range 1.5 - 16 bar

Scope of delivery: Filter housing made of high-quality plastic (PN 16); screws made of brass, threaded connector in accordance with EN 10226-1; stainless steel filter screen; cleaning unit (silver-plated ¾" - 1¼"); large handwheel for backwashing with simultaneous cleaning of the inspection bell (with movable UV protection ¾" - 1¼"). With integrated free outlet discharge and ceramic flush valve with hose connection as well as cover with integrated backwash date display.

Type	Bioquell®-FILT B ¾"	Bioquell®-FILT B 1"	Bioquell®-FILT B 1¼"	Bioquell®-FILT B 1½"	Bioquell®-FILT B 2"
Pipe connection	¾"	1"	1¼"	1½"	2"
Flow rate m³/h *	6.1	7.1	7.3	12.2	15.1
Installation length mm	180	195	230	252	280
Filtration rate micron	100	100	100	100	100
Dimensions W x D x H mm	180 x 115 x 386	195 x 115 x 386	230 x 115 x 386	252 x 114 x 369	280 x 114 x 384
Order number	8070710	8070711	8070712	8070713	8070714



Made in Germany



Filter screen made of stainless steel



Proven quality



Inspection glass



Ergonomic handwheel



Backwashing reminder



Very reliable

JUDO FILT-A

Automatic upgrade unit

For the upgrade of manual backwashing Bioquell®-FILT B Filters to automatic backwashing units, with patented safety module and pot.-free contact for external reporting.

Scope of delivery: For the upgrade of manual Bioquell®-FILT BP filter to automatic backwash units. Timer-controlled automatic backwashing. The filter screen surface is cleaned three times during each backwashing process. Presettable backwash interval (1 day, 1 week, 1 month, 2 months). Including plug-in 230 V/50 Hz power supply. With buffer battery, which ensures that backwashing which has already started is completed even if there is power failure, and test unit for the buffer battery.

Unit may be assembled with manual filter at point of sale to provide a completed automatic filter or retrofitted to upgrade an existing manual Bioquell®-FILT BP unit.

Please note: When upgrading an existing manual Bioquell®-FILT BP unit, direct access to a power supply and drain is required.

Order number

2170666

* Flow rate for drinking water with cleaned screen at 0.5 bar pressure loss.

Installation dimensions see page 83.



Type Bioquell®-FILT B ¾" - 1¼"



- ✓ **Quality assured**
made in Germany
- ✓ **Reliable protection**
against particle inflow
- ✓ **Economical**
no expensive and complicated cartridge changes
- ✓ **Uncomplicated**
ease of backwashing
- ✓ **Effective backwash**
thanks to ceramic disk technology
- ✓ **Practical**
no interruption to the water supply during backwash
- ✓ **Low impact**
no waste cartridges and low water consumption thanks to an effective backwash
- ✓ **Clean**
UV protective cover cap ¾" - 1¼"



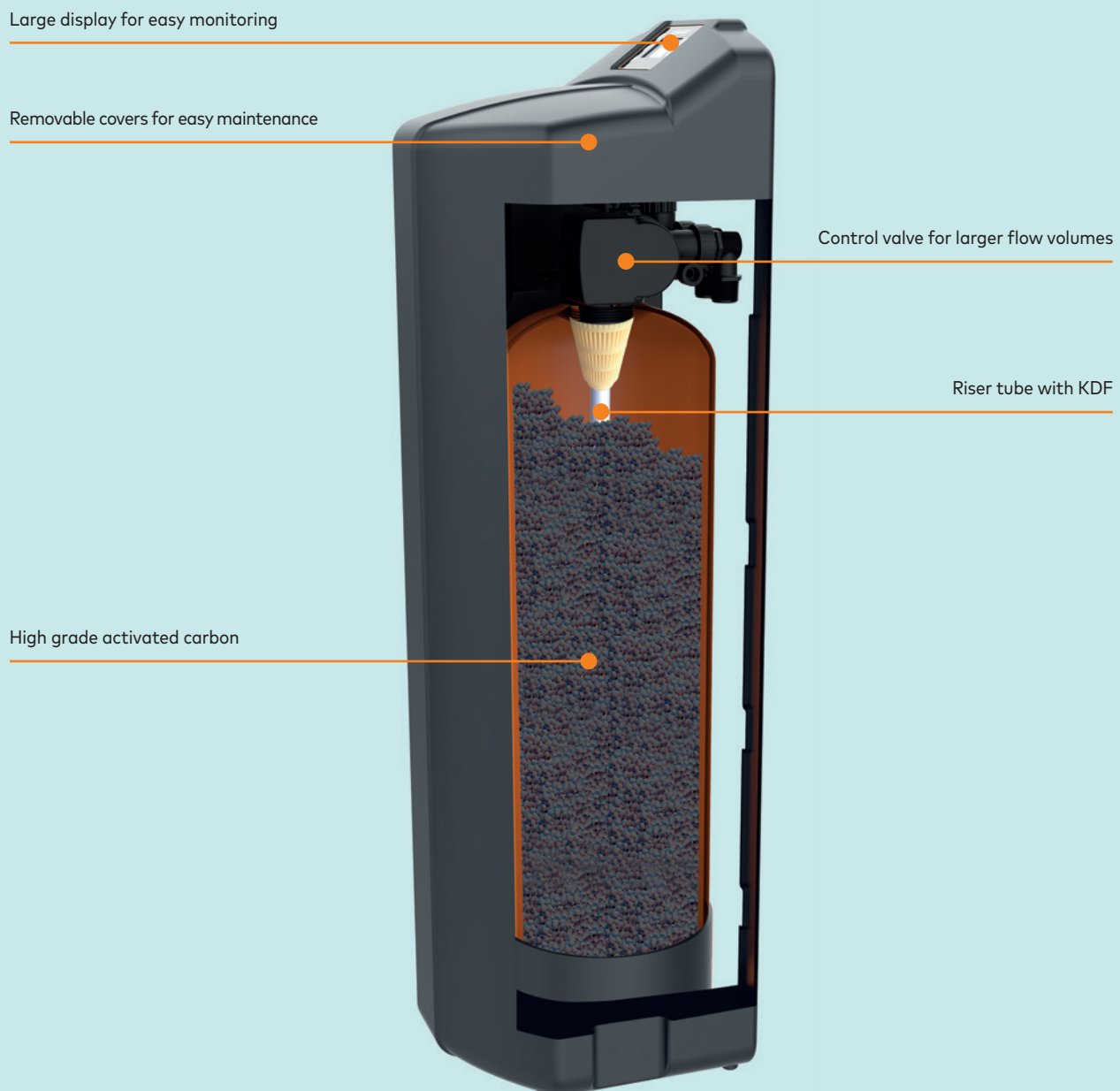
Type FILT-A (Automatic upgrade kit)

- ✓ **Compact upgrade kit**
- ✓ **Also suitable for retrofitting**
- ✓ **Easy installation**

JUDO Bioquell®-CLEAR

The home water purifier.

For the removal of residual chlorine and improvement of taste in clear, colourless, iron-and-manganese-free drinking and process water by treatment with activated carbon and Kinetic Degradation Fluxion (= KDF), in non-permanent operation.



JUDO Bioquell®-CLEAR

The home water purifier



Stable plastic housing, proven quality,
automatic and manual backwash, very reliable

Scope of delivery: Filter container in fiberglass-reinforced polyester filled with high-grade activated carbon, upper and lower injectors and tubing filled with KDF, and robust and well-formed casing. Display and electronic controls for operation, backwash, status report and manual backwash start-up. Removable covers for easy maintenance (Bioquell®-CLEAR 150/250).

Note: For hygienic reasons, the activated carbon should be replaced every 6 months.

Type	Bioquell®-CLEAR 75	Bioquell®-CLEAR 120
Pipe connection	¾"	¾"
Flow rate m³/h	0.75	1.2
Active carbon quantity l	8	12
Operating pressure bar	1.5 - 8	1.5 - 8
Max. water temperature °C	40	40
Dimensions W x D x H mm	245 x 270 x 575	275 x 295 x 575
Order number	8200385	8200386

Accessories	Order number
Bypass valve For installation between pipe connector and Bioquell® SOFT / CLEAR	2202015



Made in
Germany



Stable plastic
housing



Proven
quality



Automatic
and manual
Backwash



Very
reliable

Type	Bioquell®-CLEAR 150	Bioquell®-CLEAR 250
Pipe connection	1"	1"
Flow rate m³/h	1.5	2.5
Active carbon quantity l	20	30
Operating pressure bar	1.5 - 8	1.5 - 8
Max. water temperature °C	40	40
Dimensions W x D x H mm	400 x 387 x 1.200	400 x 387 x 1.200
Order number	8200387	8200388

Accessories	Order number
Bypass valve For installation between pipe connector and Bioquell® SOFT / CLEAR	2202015



Made in
Germany



Stable plastic
housing



Proven
quality



Automatic
and manual
Backwash



Very
reliable



Type Bioquell®-CLEAR 75



Type Bioquell®-CLEAR 250

- ✓ **High flow rate –**
Point of Entry system
- ✓ **High grade activated carbon**
- ✓ **Removes unpleasant odours and tastes**
- ✓ **KDF - Effective against chlorine, sulphides, dissolved heavy metals and microorganisms**
- ✓ **Automatic, time controlled backwash (adjustable)**

Installation dimensions see page 84.



LEAKAGE PROTECTION RETHOUGHT:

Intelligent. Safe. High-quality.

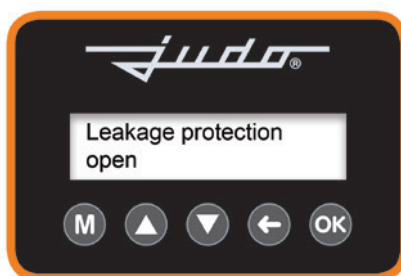
Water damage always comes unexpected. Pitting, corrosion or frost eat away the pipes unnoticed. In addition, unsuitable materials are often installed together or the composition of the water accelerates wear. These problems do not become visible until it is too late – and the flat is under water.

JUDO's leakage protection systems provide optimum protection against all this.

The new JUDO PIPE-CARE SYSTEM not only features micro-leakage detection and thus detects even the smallest water losses. It also scores with adjustable limit values. In addition, the overall solution scores with a control via APP when using the LAN and WLAN connection available as an accessory.



The JPCS innovation then additionally has programmable opening and closing times for adaptation to applications with different requirements. This makes the device suitable not only for single-family homes, but also for medical practices, kindergartens and commercial properties.



Micro-leakage protection in a class of its own.

Secure: Anytime.
Everywhere.



PIPE-CARE SYSTEM JPCS-FP 1"



PIPE-CARE SYSTEM JPCS-FB 1"

Illustration Type	PIPE-CARE SYSTEM JPCS-FP 1"			PIPE-CARE SYSTEM JPCS-FB 1"		
Type	JUDO PIPE-CARE SYSTEM JPCS-FP			JUDO PIPE-CARE SYSTEM JPCS-FB		
Pipe connection	¾"	1"	1¼"	¾"	1"	1¼"
Flow rate m³/h	2.3 *	3.6 *	5.8 *	2.0	2.7	3.0
Quick assembly		✓			✓	
Horizontal / vertical installation		✓			✓	
LCD display with keypad		✓			✓	
Leakage protection with micro-leakage detection		✓			✓	
Adjustable limit values		✓			✓	
Learning mode		✓			✓	
Potential free contact **		✓			✓	
Programmable opening and closing times ***		✓			✓	
iOS / Android app / Web browser - Voice control - API interface ***		✓			✓	
WLAN / LAN ***		✓			✓	
Encrypted communication for more security ***		✓			✓	
Control of the leakage protection with JU Control app ***		✓			✓	
Filtration rate micron		100			100	
Domestic water station (with pressure regulation)		✓			-	
Backwash		manual			manual	
Limescale Protection		-			✓	
Polyphosphate Dosing		-			-	
Pressure indicator		✓			✓	
Accessories (optional)						
Connectivity-Module		✓			✓	

* Flow rate in accordance with EN 1567

*** with JUDO Connectivity-Module

** Cable for external fault signal required



PIPE-CARE SYSTEM JPCS-FD 1"



PIPE-CARE SYSTEM JPCS 1"

	JUDO PIPE-CARE SYSTEM JPCS-FD			JUDO PIPE-CARE SYSTEM JPCS			
	¾"	1"	1¼"	¾"	1"	1¼"	
	2.0	2.7	3.0	4.0	5.0	6.0	
		✓			✓		
		✓			✓		
		✓			✓		
		✓			✓		
		✓			✓		
		✓			✓		
		✓			✓		
		✓			✓		
		✓			✓		
		✓			✓		
		✓			✓		
		✓			✓		
		100			-		
		-			-		
		manual			-		
		✓			-		
		✓			-		
		✓			-		
		✓			✓		



Type JPCS-FP 1"

- ✓ **Protects**
Leakage protection with micro-leak detection and automatic shut-off
- ✓ **Adjustable limit values**
- ✓ **Learning mode**
Automatic determination of optimum limit values
- ✓ **Three-stage holiday mode**
Automatic activation after 72 hours without water use
- ✓ **Optional Connectivity-Modules**
for connection via WLAN or LAN for worldwide control via app, web browser or API interface
- ✓ **Optional floor sensors**
- ✓ **Reliable protection**
against dirt inflow
- ✓ **Backwash instead of just rinsing**
- ✓ **Protects and regulates**
with pressure regulator to compensate pressure fluctuations and adjustable outlet pressure

JUDO PIPE-CARE SYSTEM JPCS-FP

Micro-leakage protection system with backwash protective filter and integrated pressure regulator



Protects against the consequences of particles, high pressure, water damage and detects water seepage.



Thanks to JUDO QUICKSET-E, installation in horizontally and vertically running pipes possible.



For drinking water up to 30 °C
Operating pressure max. 16 bar



Scope of delivery: Combination of leakage protection and drinking water filtration including pressure regulator. Covering made of recyclable EPP protects against condensation. Product consisting of: leakage protection system (according to DIN 3553) with housing made of high-quality plastic (PN 16); turbine flow meter with hall sensor; ball valve with servomotor and manual override for shutting off the water flow when individually preselectable limit values are exceeded (max. water quantity, max. water flow and max. time of water use) and when a micro-leak is detected; automatic activation of holiday mode after 72 hours without water use; stand-by function; learning mode for automatic determination of optimum limit values; control electronics with membrane keypad and multi-cell LCD display for operation, cause of shut-off and other messages as well as for setting the leakage protection function; plug-in power supply (230 V/50 Hz); with potential-free fault signal; connection option for several floor sensors (max. 10 pieces). Domestic water station with filter housing made of high-quality plastic (PN 16); stainless steel filter screen; cleaning unit; handwheel for backwashing of the filter screen with simultaneous cleaning of the inspection window; with hose connection; pressure gauge; pressure regulator with factory-made pressure adjustment to 4 bar, pressure adjustment range from 1,5 bar - 6 bar, sound insulated group 1 without cover. Including built-in rotary flange with bayonet connection made of brass with screws, threaded connection in accordance with EN 10226-1; horizontal or vertical installation possible.

Optional connectivity: JUDO Connectivity-Module for connecting the JPCS-devices via WLAN/LAN to a home network and the Internet, iOS/Android app, web browser and API interface for integration into local smart home systems, for worldwide access to comprehensive information, automated messages and functions such as the setting of the leakage protection system and activation of the i-safe+ shut-off valve. Enables the adaptation to individual consumption habits via programmable opening and closing times.

Note on the use of opening and closing times: For the set-up and installation, the use of the JU-Control app or the browser app, and an active internet connection of the device are required.

Type	JPCS-FP ¾"	JPCS-FP 1"	JPCS-FP 1¼"
Pipe connection	¾"	1"	1¼"
Flow rate m³/h **	2.3	3.6	5.8
Installation length mm	180	195	230
Filtration rate micron	100	100	100
Order number	8140045	8140046	8140047

Accessories	Order number
JUDO Connectivity-Module with WLAN or LAN connection.	2202271
JUDO floor sensor incl. connection cable, 2 metres	8203554
Each additional floor sensor (max. 9 pieces): JUDO floor sensor incl. connection cable 2 metres and branch connector.	8203556
JUDO extension cable for floor sensor, 2 metres.	8203551
JUDO extension cable for floor sensor, 5 metres.	8203552
JUDO extension cable for floor sensor, 10 metres.	8203553
JUDO potential-free signal cable for errors relay, 10 metres	2200717

* According to the working conditions, it may be necessary to increase the downstream pressure (in order to adjust the ratio between upstream and downstream pressures).

** Nominal flow of the clean filter in accordance with EN 1567 for drinking water.

JUDO PIPE-CARE SYSTEM JPCS-FB

Micro-leakage protection system with integrated backwash protective filter and limescale prevention unit

✚ Protects against the consequences of high water hardness, particles, water damage and detects water seepage.

↕ Thanks to JUDO QUICKSET-E, installation in horizontally and vertically running pipes possible.

💧 For drinking water up to 30 °C
Operating pressure max. 16 bar



Scope of delivery: Combination of leakage protection, drinking water filtration and limescale protection. Covering made of recyclable EPP protects against condensation. Product consisting of: leakage protection system (according to DIN 3553) with housing made of high-quality plastic (PN 10); turbine flow meter with hall sensor; ball valve with servomotor and manual override for shutting off the water flow when individually preselectable limit values are exceeded (max. water quantity, max. water flow and max. time of water use) and when a micro-leak is detected; automatic activation of holiday mode after 72 hours without water use; stand-by function; learning mode for automatic determination of optimum limit values; control electronics with membrane keypad and multi-cell LCD display for operation, cause of shut-off and other messages as well as for setting the leakage protection function; plug-in power supply (230 V/50 Hz); with potential-free fault signal; connection option for several floor sensors (max. 10 pieces). Backwash protective filter with filter housing made of high-quality plastic (PN 10); stainless steel filter screen; cleaning unit; handwheel for backwashing of the filter screen with simultaneous cleaning of the inspection window; with hose connection; pressure gauge; limescale protection treatment unit with transparent housing and high-performance magnetic inserts. Including built-in rotary flange with bayonet connection made of brass with screws, threaded connection in accordance with EN 10226-1; horizontal or vertical installation possible.

Optional connectivity: JUDO Connectivity-Module for connecting the JPCS-devices via WLAN/LAN to a home network and the Internet, iOS/Android app, web browser and API interface for integration into local smart home systems, for worldwide access to comprehensive information, automated messages and functions such as the setting of the leakage protection system and activation of the i-safe+ shut-off valve. Enables the adaptation to individual consumption habits via programmable opening and closing times.

Note on the use of opening and closing times: For the set-up and installation, the use of the JU-Control app or the browser app, and an active internet connection of the device are required.

Type	JPCS-FB ¾"	JPCS-FB 1"	JPCS-FB 1¼"
Pipe connection	¾"	1"	1¼"
Flow rate m³/h *	2.0	2.7	3.0
Installation length mm	180	195	230
Filtration rate micron	100	100	100
Order number	8140039	8140040	8140041

Accessories	Order number
JUDO Connectivity-Module with WLAN or LAN connection.	2202271
JUDO floor sensor incl. connection cable, 2 metres	8203554
Each additional floor sensor (max. 9 pieces): JUDO floor sensor incl. connection cable 2 metres and branch connector.	8203556
JUDO extension cable for floor sensor, 2 metres.	8203551
JUDO extension cable for floor sensor, 5 metres.	8203552
JUDO extension cable for floor sensor, 10 metres.	8203553
JUDO potential-free signal cable for errors relay, 10 metres	2200717

* for drinking water with clean filter at 0.5 bar pressure loss.



Type JPCS-FB 1"

- ✓ **Protects**
Leakage protection with micro-leak detection and automatic shut-off
- ✓ **Adjustable limit values**
max. time of water use, max. water quantity and max. flow rate
- ✓ **Learning mode**
Automatic determination of optimum limit values
- ✓ **Three-stage holiday mode**
Automatic activation after 72 hours without water use
- ✓ **Optional Connectivity-Modules**
for connection via WLAN or LAN for worldwide control via app, web browser or API interface
- ✓ **Reliable**
independently checks the operation of the shut-off valve
- ✓ **Optional floor sensors**



Type JPCS-FD 1"

- ✓ **Protects**
Leakage protection with micro-leak detection and automatic shut-off
- ✓ **Adjustable limit values**
- ✓ **Learning mode**
Automatic determination of optimum limit values
- ✓ **Three-stage holiday mode**
Automatic activation after 72 hours without water use
- ✓ **Optional Connectivity-Modules**
for connection via WLAN or LAN for worldwide control via app, web browser or API interface
- ✓ **Optional floor sensors**
- ✓ **Reliable protection**
against dirt entry

JUDO PIPE-CARE SYSTEM JPCS-FD

Micro-leakage protection system with integrated backwash protective filter and polyphosphate dosing unit

- ✚ Protects against the consequences of high water hardness, corrosion, particles, water damage and detects water seepage.
- ↕ Thanks to JUDO QUICKSET-E, installation in horizontally and vertically running pipes possible.
- 💧 For drinking water up to 30 °C
Operating pressure max. 10 bar



Scope of delivery: Combination of leakage protection, drinking water filtration and addition of polyphosphates. Covering made of recyclable EPP protects against condensation. Product consisting of: leakage protection system (according to DIN 3553) with housing made of high-quality plastic (PN 10); turbine flow meter with hall sensor; ball valve with servomotor and manual override for shutting off the water flow when individually preselectable limit values are exceeded (max. water quantity, max. water flow and max. time of water use) and when a micro-leak is detected; automatic activation of holiday mode after 72 hours without water use; stand-by function; learning mode for automatic determination of optimum limit values; control electronics with membrane keypad and multi-cell LCD display for operation, cause of shut-off and other messages as well as for setting the leakage protection function; plug-in power supply (230 V/50 Hz); with potential-free fault signal; connection option for several floor sensors (max. 10 pieces). Backwash protective filter with filter housing made of high-quality plastic (PN 10); stainless steel filter screen; cleaning unit; handwheel for backwashing of the filter screen with simultaneous cleaning of the inspection window; with hose connection; pressure gauge; replaceable dosing cartridge with transparent pressure vessel (PN 10) filled with polyphosphate minerals. Including built-in rotary flange with bayonet connection made of brass with screws, threaded connection in accordance with EN 10226-1; horizontal or vertical installation possible.

Optional connectivity: JUDO Connectivity-Module for connecting the JPCS-devices via WLAN/LAN to a home network and the Internet, iOS/Android app, web browser and API interface for integration into local smart home systems, for worldwide access to comprehensive information, automated messages and functions such as the setting of the leakage protection system and activation of the i-safe+ shut-off valve. Enables the adaptation to individual consumption habits via programmable opening and closing times.

Note on the use of opening and closing times: For the set-up and installation, the use of the JU-Control app or the browser app, and an active internet connection of the device are required.

Type	JPCS-FD ¾"	JPCS-FD 1"	JPCS-FD 1¼"
Pipe connection	¾"	1"	1¼"
Flow rate m³/h *	2.0	2.7	3.0
Installation length mm	180	195	230
Filtration rate micron	100	100	100
Order number	8140042	8140043	8140044


Consumables	Order number
JUDO replacement cartridge polyphosphate	8215019


Accessories	Order number
JUDO Connectivity-Module with WLAN or LAN connection.	2202271
JUDO floor sensor incl. connection cable, 2 metres	8203554
Each additional floor sensor (max. 9 pieces): JUDO floor sensor incl. connection cable 2 metres and branch connector.	8203556
JUDO extension cable for floor sensor, 2 metres.	8203551
JUDO extension cable for floor sensor, 5 metres.	8203552
JUDO extension cable for floor sensor, 10 metres.	8203553
JUDO potential-free signal cable for errors relay, 10 metres	2200717


* for drinking water with clean filter at 0.5 bar pressure loss.

JUDO PIPE-CARE SYSTEM JPCS

Micro-leakage protection system

 Protects against the consequences of water damage and detects water seepage.

 Thanks to JUDO QUICKSET-E, installation in horizontally and vertically running pipes possible.

 For drinking water up to 30 °C
Operating pressure max. 16 bar



Scope of delivery: Leakage protection system (according to DIN 3553) with housing made of high-quality plastic (PN 16); covering made of recyclable EPP protects against condensation; turbine flow meter with hall sensor; ball valve with servomotor and manual override for shutting off the water flow when individually preselectable limit values are exceeded (max. water quantity, max. water flow and max. time of water use) and when a micro-leak is detected; automatic activation of holiday mode after 72 hours without water use; stand-by function; learning mode for automatic determination of optimum limit values; control electronics with membrane keypad and multi-cell LCD display for operation, cause of shut-off and other messages as well as for setting the leakage protection function; plug-in power supply (230 V/50 Hz); with potential-free fault signal; connection option for several floor sensors (max. 10 pieces). Including built-in rotary flange with bayonet connection made of brass with screws, threaded connection in accordance with EN 10226-1; horizontal or vertical installation possible.

Optional connectivity: JUDO Connectivity-Module for connecting the JPCS-devices via WLAN/LAN to a home network and the Internet, iOS/Android app, web browser and API interface for integration into local smart home systems, for worldwide access to comprehensive information, automated messages and functions such as the setting of the leakage protection system and activation of the i-safe+ shut-off valve. Enables the adaptation to individual consumption habits via programmable opening and closing times.

Note on the use of opening and closing times: For the set-up and installation, the use of the JU-Control app or the browser app, and an active internet connection of the device are required.


Type	JPCS ¾"	JPCS 1"	JPCS 1¼"
Pipe connection	¾"	1"	1¼"
Flow rate m³/h	4.0	5.0	6.0
Pressure loss at flow rate bar	0.4	0.6	0.7
Installation length mm	180	195	230
Order number	8140048	8140049	8140050

Accessories	Order number
JUDO Connectivity-Module with WLAN or LAN connection.	2202271
JUDO floor sensor incl. connection cable, 2 metres	8203554
Each additional floor sensor (max. 9 pieces): JUDO floor sensor incl. connection cable 2 metres and branch connector.	8203556
JUDO extension cable for floor sensor, 2 metres.	8203551
JUDO extension cable for floor sensor, 5 metres.	8203552
JUDO extension cable for floor sensor, 10 metres.	8203553
JUDO potential-free signal cable for errors relay, 10 metres	2200717



Type JPCS 1"

- ✓ **Protects**
Leakage protection with micro-leak detection and automatic shut-off
- ✓ **Adjustable limit values**
max. time of water use, max. water quantity and max. flow rate
- ✓ **Learning mode**
Automatic determination of optimum limit values
- ✓ **Three-stage holiday mode**
Automatic activation after 72 hours without water use
- ✓ **Optional Connectivity-Modules**
for connection via WLAN or LAN for worldwide control via app, web browser or API interface
- ✓ **Reliable**
independently checks the operation of the shut-off valve
- ✓ **Optional floor sensors**

A woman with dark hair tied back is relaxing in a bathtub filled with white bubbles. She has her eyes closed and a gentle smile, looking towards the right. The background is a soft, out-of-focus white.

CALCIUM VERSUS SODIUM

A winning swap

Water softeners work on the ion exchange principle. This exchanges calcium and magnesium ions with sodium ions. The resin in the units softening chamber is coated with sodium ions. As hard water passes through the chamber, the sodium ions are replaced by calcium out of the incoming water supply on the resin surface. The sodium ions are now in the water supply and the water is softened. Once all the resin in the chamber has been saturated, the softener automatically starts up a regeneration cycle.

The only thing better than softened water is, water softened by JUDO.

You can't tell the quality of water just by its appearance.

With a water softener, however, you can. The PREMIUM range level of JUDO softeners offer a scope of advantages in terms of quality, comfort and hygiene. Being parallel operating duplex units with alternating regeneration, they operate completely stagnation-free.

Advantage: Flexibility

The softener offers an efficient regeneration only when this is actually needed, that's to say only when the total unit capacity has been exhausted. Whilst one chamber is in regeneration, the second chamber is still in operation. Softened water is therefore available round the clock. Peaks and fluctuations in water consumption are thus covered.

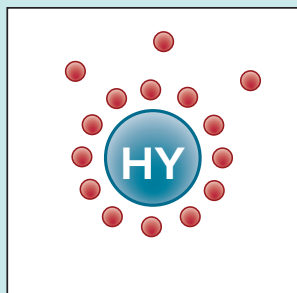
Advantage: Hygiene

The most important pre-requisite for perfect hygiene within a system is keeping it stagnation-free during operation. Our softeners go a step further with a disinfection run incorporated in every regeneration cycle.

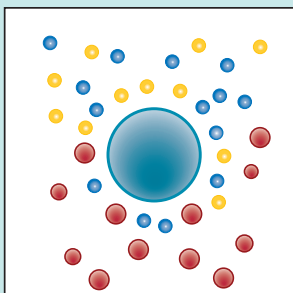
Advantage: Economy of operation

Thanks to its intelligent operating concept, the unit ensures the use of the total softening capacity available. Precise, volume controlled regeneration cycles ensure that salt consumption and flush water volumes are held at a minimum.

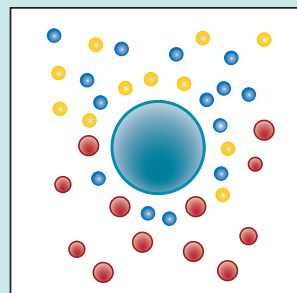
THE ION EXCHANGE PROCESS



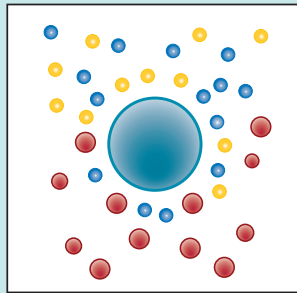
Step 1
Hygienic rinse
before entering service.



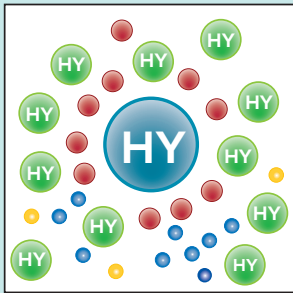
Step 2
Softening
Calcium and magnesium ions are retained on the resin replacing them by sodium.



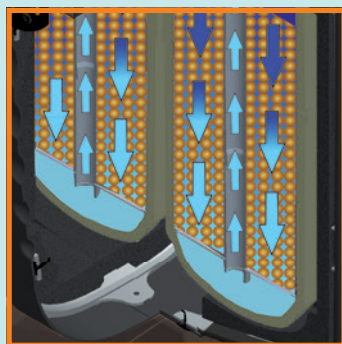
Step 3
Saturation
The resin is now saturated to capacity with hardening agents (calcium and magnesium).



Step 4
Regeneration
Brine feed. Calcium and magnesium ions are removed by the brine flow and flushed from the system to be replaced with sodium ions.



Step 5
Hygiene
Automatic disinfection run to protect from bacterial growth.



Connectivity-Module (Accessory)

Display with membrane keyboard control

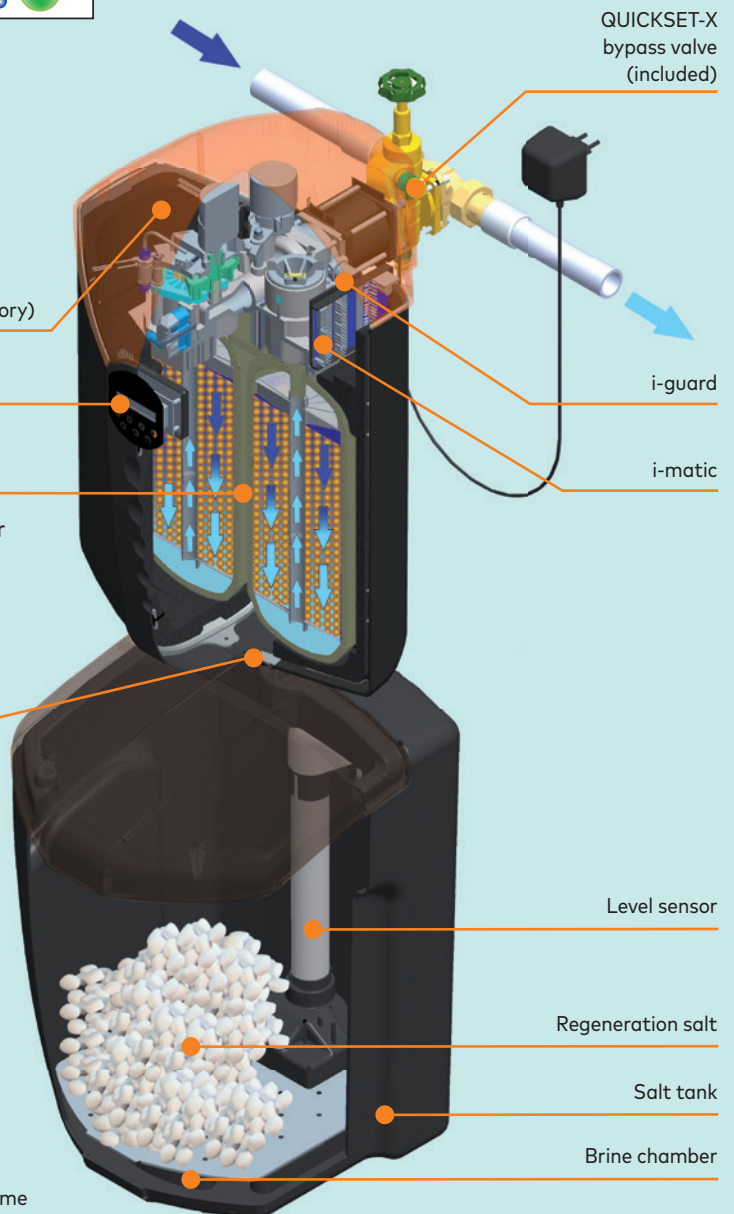
2 parallel working softener columns



The Design concept advantage:

The unit is delivered in two sections to provide maximum flexibility in installation options.

Type:
i-soft@home



Perfectly soft water.

At the touch
of a button.



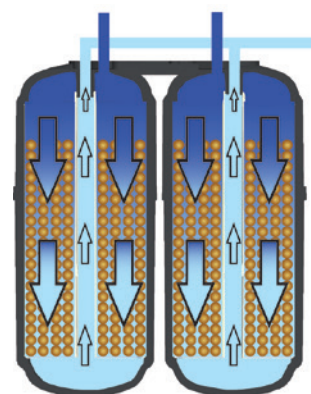
Illustration Type	i-soft@home	i-soft@home 5	i-soft@home 7.5
Type	JUDO i-soft@home	JUDO i-soft@home 5	JUDO i-soft@home 7.5
Pipe connection	1"	1½"	1½"
Nominal flow rate according to DIN EN 14743 and pressure loss 1 bar m³/h	2	3.8	5.4
Nominal flow rate with hardness reduction from 20 °dH to 8 °dH m³/h	3.3	5.3	7.5
Recommended number of housing units	1 - 2	3 - 6	7 - 15
Salt storage container Capacity kg	50	100	150
Salt consumption per m³ and softening from 20 °dH to 8 °dH in kg	0.33	0.33	0.33
Fully automatic intelligent softening system	✓	✓	✓
i-guard sensor measurement and control by i-matic of the water quality	✓	✓	✓
Optimization of hygiene : automatic sanitisation	✓	✓	✓
iOS / Android app / Web browser - Voice control - API interface *	✓ / ✓	✓ / ✓	
WLAN / LAN *	○/○	○/○	○/○
Encrypted communication for greater security *	✓	✓	✓
Installation	Split system	Split system	Split system
Connection with flexible lance technology	✓	✓	✓
Leakage warning *	✓	✓	-
Signal display	✓	✓	✓
Accessories (optional)			
Connectivity-Module	✓	✓	✓

* Connectivity-Module required

The units are double chamber, flow controlled softening units, whereby water is divided between the chambers and softened using ion exchange in both chambers at the same time.

When a regeneration is required, the whole water supply is fed into one chamber to be softened whilst the other chamber is regenerated.

The same process is then carried out on the second chamber whilst the first softens water. When the entire regeneration cycle is completed (approx. 15 minutes) water is then softened in parallel in both chambers again. The process ensures a constant and ongoing supply of softened water even during the regeneration cycle. All units are stagnation free and offer hygienic operation thanks to a disinfection cycle both during the regeneration cycle and automatically after 96 hours with no water flow.



JUDO i-soft@home

Fully automatic water softening unit

-  Protects from scale deposits and offers water comfort.
-  Thanks to JUDO QUICKSET-E, installation in horizontally and vertically running pipes possible.
-  For drinking water up to 30 °C
Operating pressure range 2 - 7 bar
-  24h
-  Worldwide
-  TLS
-  Wi-Fi
-  Network
-  Siphon
-  Display

Stagnation-free performance: The parallel operation of the unit ensures a homogeneous flow throughout the system.

Scope of delivery i-soft@home: Unit consisting of fiberglass-reinforced tanks (PN 10), filled with high-quality monospheric ion exchange resin in food grade quality for optimal water distribution and minimization of pressure loss and regeneration agent usage. Separate salt solution and supply tank with continuous brine supply and integrated level monitoring. With i-guard sensor in water inlet to determine drinking water quality (one time calibration of raw water hardness), i-matic mixed water control, for constant desired water hardness even with fluctuating input hardnesses. Tried and tested, wear-free ceramic disc technology for lifelong programmed operational sequences. Forced regeneration after 96 hours and unit cleaning through integrated disinfection device with platinum plated titanium electrodes. Controller electronics with membrane keyboard and multi-line LCD display for operation, regeneration, residual hardness, 2-level lack of salt indicator, colour status light display and manual regeneration trigger; including built-in rotary flange with bayonet connection, with screws and assembly cover; including siphon for standard connection to the waste water system in accordance with EN 1717 and DIN 1988-100; plug-in power supply.








Scope of delivery i-soft@home 5: like i-soft@home, but consisting of 2 softener modules, in addition to parallel connection flange JQT 1¼".

Scope of delivery i-soft@home 7.5: like i-soft@home, but consisting of 3 softener modules, in addition to parallel connection flange JQT 1¼". Thanks to its innovative flange technology, the i-soft@home 7.5 enables a particularly space-saving and flexible installation.

Type	i-soft@home	i-soft@home 5	i-soft@home 7.5
Pipe connection	1"	1¼"	1½"
Nominal flow rate according to DIN EN 14743 and pressure loss 1 bar m³/h	2	3.8	5.4
Nominal flow with hardness reduction from 360 ppm (CaCO₃) to 140 ppm (CaCO₃) m³/h	3.3	5.3	7.5
Salt supply tank content kg	50	100	150
Salt use for each m³ and hardness reduction from 360 ppm (CaCO₃) to 140 ppm (CaCO₃) kg	0.33	0.33	0.33
Dimensions W x D x H mm	390 x 460 x 1.430	990 x 475 x 1.430	
Order number	8203040	8203041	8203045

Accessories	Order number
JUDO Connectivity-Module with WLAN or LAN connection.	2202271
JUDO floor sensor incl. connection cable, 2 metres	8203554
Each additional floor sensor (max. 9 pieces): JUDO floor sensor incl. connection cable 2 metres and branch connector.	8203556

							
Made in Germany	Stable plastic housing	Proven quality	Especially hygienic	Long-lasting ceramic disc technology	Short regeneration time	Resin in food grade quality	Cost-saving

						
Soft water round the clock	Separate brine tank	Very reliable	Horizontal and vertical installation	Signal display with traffic light function	Product has potential-free contact	Holiday mode



Type i-soft@home

- ✓ **Quality assured**
made in Germany
- ✓ **Measures and regulates,**
automatically recognises fluctuations in incoming hardness and adjusts for optimal performance, unique worldwide
- ✓ **Softened water round the clock.** Dual chamber softening in parallel
- ✓ **Optimal unit hygiene,**
stagnation-free, forced flow, automatic disinfection
- ✓ **Optional Connectivity-Modules**
for connection via WLAN or LAN
for worldwide control via app, web browser or API interface
- ✓ **Siphon included**



QUICKSET-X bypass valve (JQX) included

Installation dimensions see page 84.



JUDO QUICKSOFT – **UNIQUE AMONG ITS PEERS**

Especially compact or eminently flexible?

Top end technology cased in three different bodies: QUICKSOFT-P and MEGA are split part units with softener and brine/salt tank are separated. Easy to fill and clean and, thanks to an extremely flexible connection tube, offering high adaptability in installation options. And that is not the end of the story as, just like the 'little brother' of the family, the QUICKSOFT-M, these floormounted units are all extremely compact in size but veritable giants in performance. A small cellar, utility cupboard or a corner of the apartment. There is always a unit that fits.

Parallel operation

QUICKSOFT-P, QUICKSOFT-M, QUICKSOFT MEGA 4 and QUICKSOFT MEGA 6 are duplex stations with softening tanks working in parallel. This mode of operation allows for 24/7 softened water supply. Additional benefits: maximum reliability, hygiene and economy of operation.

Hygiene

Stagnation-free operation. Softening chambers with forced flow. The highest quality of mono-spheric resin. Optimised regeneration intervals. Disinfection and hygienic rinse with every regeneration cycle. In short: The range of Quickssoft duplex softeners offer the best in hygiene, performance and safety.

Ceramic disc technology

For a precise and efficient control of regeneration cycles and a longer working life.

Control screen with touch control

All functions are simply and easily controlled by digital display. The menu is easy to use and to follow. Utmost practical, and unique to JUDO: the signal screen. Thanks to the changing background colours, the operation status of the device is visible even from a distance.

Salt level indicator

By changing the colour on the signal screen as well as with a message on the display, your unit will let you know when it is time to replenish your salt supply.

Optional: Connectivity-Module

The QUICKSOFT-M, QUICKSOFT-P or QUICKSOFT MEGA 4 and 6 water softeners can be equipped with the Connectivity-Module. This means that your softened water "expert" also becomes a communication genius.

A simple glance at your smartphone informs you about the available salt supply. You also learn when the next annual maintenance is due, if an anomaly is detected or whether the softener is currently in the regeneration phase. You can also check the total volume of water consumed or the status of the software. You even have the option to start up a regeneration without even being in the same building.



Operating status



Water flow



Warning message



Error message

Soft water

for every application
and object size



Illustration Type

QUICKSOFT-P

QUICKSOFT MEGA 4

Type	JUDO QUICKSOFT-P	JUDO QUICKSOFT MEGA 4	
Pipe connection	1"	1¼"	
Nominal flow rate according to EN 14743 and pressure loss 1 bar m³/h	1.8	3.0	
Nominal flow with hardness reduction from 360 ppm (CaCO ₃) to 140 ppm (CaCO ₃) m³/h	3.0	4.5	
Recommended number of housing units	1 - 2	3 - 6	
Salt storage tank capacity kg	50	100	
Salt consumption per m³ and softening from 20 °dH to 8 °dH in kg	0.4	0.4	
24 h soft water – parallel operation	✓	✓	
Fast regeneration	✓	✓	
Hygiene optimisation: automatic hygienisation	✓	✓	
iOS / Android app	✓ *	✓ *	
Encrypted communication for more security	✓	✓	
Installation	Split system	Split system	
Connection with flexible lance technology	✓	✓	
Signal display	✓	✓	
Accessories (optional)			
Connectivity-Module (WLAN / LAN, 1 module per softener module recommended)	✓	✓	
Bypass valve	✓	included	

* Connectivity-Module required



QUICKSOFT MEGA 6



QUICKSOFT-M

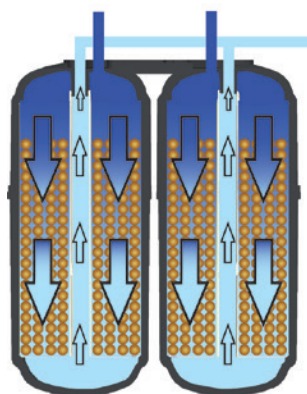
	JUDO QUICKSOFT MEGA 6	JUDO QUICKSOFT-M	
	1½"	1"	
	4	1,8	
	6	3,0	
	12	1 - 2	
	150	30	
	0,4	0,4	
	✓	✓	
	✓	✓	
	✓	✓	
	✓ *	✓ *	
	✓	✓	
	Split system	floor standing	
	✓	-	
	✓	✓	
	✓	✓	
	included	included	

The units are double chamber, flow controlled softening units, whereby water is divided between the chambers and softened using ion exchange in both chambers at the same time.

When a regeneration is required, the whole water supply is fed into one chamber to be softened whilst the other chamber is regenerated.

The same process is then carried out on the second chamber whilst the first softens water. When the entire regeneration cycle is completed (approx. 15 minutes) water is then softened in parallel in both chambers again. The process ensures a constant and ongoing supply of softened water even during the regeneration cycle.

All units are stagnation free and offer hygienic operation thanks to a disinfection cycle both during the regeneration cycle and automatically after 96 hours with no water flow.





Type QUICKSOFT-P

- ✓ **Quality assured**
made in Germany
- ✓ **Softened water round the clock.** Dual chamber softening in parallel
- ✓ **Optimal unit hygiene,** stagnation-free, forced flow, automatic disinfection
- ✓ **Signal-Display**
- ✓ **Optional Connectivity-Modules**
for connection via WLAN or LAN for worldwide control via app, web browser or API interface
- ✓ **Siphon included**






QUICKSET-X bypass valve (JQX) included

Installation dimensions see page 85.

JUDO QUICKSOFT-P

Water softening unit

-  Protects from scale deposits and offers water comfort.
-  Thanks to JUDO QUICKSET-E, installation in horizontally and vertically running pipes possible.
-  For drinking water up to 30 °C
Operating pressure range 2 - 7 bar



Scope of delivery JQS-P: Unit consisting of fiberglass-reinforced tanks (PN 10), filled with high-quality monospheric ion exchange resin in food grade quality for optimal water distribution and minimization of pressure loss and regeneration agent consumption. Separate salt solution and supply tank with continuous brine supply and integrated level monitoring. Tried and tested, wear-free ceramic disc technology for lifelong programmed operational sequences. Forced regeneration after 96 hours and unit cleaning through integrated disinfection device with platinum plated titanium electrodes.










Controller electronics with membrane keyboard and multi-cell LCD display for operation, regeneration, salt deficiency, colour status display as well as manual regeneration and potential-free fault signal. Including built-in rotary flange with bayonet connection, with screws and assembly cover; including siphon for standard connection to the waste water system in accordance with EN 1717 and DIN 1988-100; plug-in power supply.

Option to upgrade with accessories: JUDO Connectivity-Module for connecting the softener module via WLAN/LAN to a home network and the Internet, iOS/Android app, web browser and API interface for integration into local smart home systems, for worldwide access to comprehensive information, automated messages and functions such as regeneration triggering.

Type	JQS-P
Pipe connection	1"
Nominal flow rate according to DIN EN 14743 and pressure loss 1 bar m³/h	1.8
Nominal flow with hardness reduction from 360 ppm (CaCO ₃) to 140 ppm (CaCO ₃) m³/h	3.0
Peak flow m³/h	3.5
Salt supply tank content kg	50
Salt use for each m³ and hardness reduction from 360 ppm (CaCO ₃) to 140 ppm (CaCO ₃) kg	0.4
Dimensions W x D x H mm	390 x 435 x 1.470
Order number	8203523




Accessories	Order number
JUDO Connectivity-Module with WLAN or LAN connection.	2202271

							
Made in Germany	Stable plastic housing	Proven quality	Especially hygienic	Long-lasting ceramic disc technology	Short regeneration time	Resin in food grade quality	Cost-saving

								
Soft water round the clock	Separate brine tank	Very reliable	Horizontal and vertical installation	Signal display with traffic light function	Connectivity module (optional)	LAN connection (optional)	Product has potential-free contact	Holiday mode

JUDO QUICKSOFT-M

Floor standing softening unit

-  Protects from scale deposits and offers water comfort.
-  Thanks to JUDO QUICKSET-E, installation in horizontally and vertically running pipes possible.
-  For drinking water up to 30 °C
Operating pressure range 2 - 7 bar












Scope of delivery JQS-M: like QUICKSOFT-P, however available as cabinet system with integrated salt solution and supply tank, suitable for block or tablet regeneration salt. Including Quickset connection and plug-in power supply.

Option to upgrade with accessories: JUDO Connectivity-Module for connecting the softener module via WLAN/LAN to a home network and the Internet, iOS/Android app, web browser and API interface for integration into local smart home systems, for worldwide access to comprehensive information, automated messages and functions such as regeneration triggering.

Type	JQS-M
Pipe connection	1"
Nominal flow rate according to DIN EN 14743 and pressure loss 1 bar m³/h	1.8
Nominal flow with hardness reduction from 360 ppm (CaCO ₃) to 140 ppm (CaCO ₃) m³/h	3.0
Peak flow m³/h	3.5
Salt supply tank content kg	30
Salt use for each m³ and hardness reduction from 360 ppm (CaCO ₃) to 140 ppm (CaCO ₃) kg	0.4
Dimensions W x D x H mm	405 x 480 x 580
Order number	8203522

Accessories	Order number
JUDO Connectivity-Module with WLAN or LAN connection.	2202271

							
Made in Germany	Stable plastic housing	Proven quality	Especially hygienic	Long-lasting ceramic disc technology	Short regeneration time	Resin in food grade quality	Cost-saving

								
Soft water round the clock	Separate brine tank	Very reliable	Horizontal and vertical installation	Signal display with traffic light function	Connectivity module (optional)	LAN connection (optional)	Product has potential-free contact	Holiday mode



Type QUICKSOFT-M

- ✓ **Quality assured**
made in Germany
- ✓ **Softened water round the clock.** Dual chamber softening in parallel
- ✓ **Optimal unit hygiene,** stagnation-free, forced flow, automatic disinfection
- ✓ **Signal-Display**
- ✓ **Optional Connectivity-Modules**
for connection via WLAN or LAN for worldwide control via app, web browser or API interface
- ✓ **Siphon included**



QUICKSET-X bypass valve (JQX) included

Installation dimensions see page 85.



Type QUICKSOFT MEGA 4



- ✓ **Softened water round the clock.** Dual chamber softening in parallel
- ✓ **Optimal unit hygiene,** stagnation-free, forced flow, automatic disinfection
- ✓ **Signal-Display**
- ✓ **Siphon included**
- ✓ **Optional Connectivity-Modules**
for connection via WLAN or LAN
for worldwide control via app,
web browser or API interface

Installation dimensions see page 85.

JUDO QUICKSOFT MEGA 4

Softening unit for building services

- Protects from scale deposits and offers water comfort.
- Thanks to JUDO QUICKSET-E, installation in horizontally and vertically running pipes possible.
- For drinking water up to 30 °C
Operating pressure range 2 - 7 bar



Scope of delivery: Unit consisting of two softener modules, a bypass valve, a brass parallel connection block and a wall support. Softener modules consisting of: fiberglass reinforced tanks (PN 10) filled with food-grade ion exchange resin for optimum water distribution and minimisation of pressure loss and regeneration agent consumption. Separate salt dissolution and storage tank with continuous brine storage and integrated level control, connection with lance technology.

Tried and tested, wear-free ceramic disc technology for lifelong programmed operational sequences. Forced regeneration after a maximum of 96 hours and system hygiene by means of a built-in disinfection device with platinised titanium electrodes. Control electronics with membrane keypad and multi-line LCD display for operation, regeneration, salt deficiency, colour status display, as well as manual regeneration triggering and potential-free fault signal. Including built-in rotary flange with bayonet connection, with screw connections and installation cover. Including siphon for standard-compliant connection to the waste water system according to EN 1717 and DIN 1988-100 as well as a hardness measuring set. Power supply 230 V/50 Hz.

Option to upgrade with accessories: JUDO Connectivity-Modules for connecting the softener modules via WLAN/LAN to a home network and the Internet, iOS/Android app, web browser and API interface for integration into local smart home systems, for worldwide access to comprehensive information, automated messages and functions such as regeneration triggering.


Type	QUICKSOFT MEGA 4
Pipe connection	1 1/4"
Nominal flow rate according to DIN EN 14743 and pressure loss 1 bar m³/h	3.0
Nominal flow with hardness reduction from 360 ppm (CaCO₃) to 140 ppm (CaCO₃) m³/h	4.5
Installation length mm	230
Salt supply tank content kg	100
Salt use for each m³ and hardness reduction from 360 ppm (CaCO₃) to 140 ppm (CaCO₃) kg	0.4
Order number	8200367


Consumables	Order number
JUDO regenerating salt According to DIN EN 973 in tablet form of 25 kg.	8839101


Accessoires	Order number
JUDO Connectivity-Module with WLAN or LAN connection, two modules recommended for QUICKSOFT MEGA 4	2202271
JUDO potential-free signal cable for errors relay, 10 metres	2200717

JUDO QUICKSOFT MEGA 6

Softening unit for building services

 Protects from scale deposits and offers water comfort.

 Thanks to JUDO QUICKSET-E, installation in horizontally and vertically running pipes possible.

 For drinking water up to 30 °C
Operating pressure range 2 - 7 bar



Scope of delivery: Unit consisting of a floor rack with parallel connection block made of brass with by-pass valves to accommodate three softener modules. Softener modules consisting of: fiberglass reinforced tanks (PN 10) filled with food-grade ion exchange resin for optimum water distribution and minimisation of pressure loss and regeneration agent consumption. Separate salt dissolution and storage tank with continuous brine storage and integrated level control, connection with lance technology. Tried and tested, wear-free ceramic disc technology for lifelong programmed operational sequences. Forced regeneration after a maximum of 96 hours and system hygiene by means of a built-in disinfection device with platinised titanium electrodes. Control electronics with membrane keypad and multi-line LCD display for operation, regeneration, salt deficiency, colour status display, as well as manual regeneration triggering and potential-free fault signal. Including built-in rotary flange with bayonet connection, with screw connections and installation cover. Including siphon for standard-compliant connection to the waste water system according to EN 1717 and DIN 1988-100 as well as a hardness measuring set. Power supply 230 V/50 Hz.

Option to upgrade with accessories: Connectivity-Modules for connecting the softener modules via WLAN/LAN to a home network and the Internet, iOS/Android app, web browser and API interface for integration into local smart home systems, for worldwide access to comprehensive information, automated messages and functions such as regeneration triggering.

Type	QUICKSOFT MEGA 6
Pipe connection	1½"
Nominal flow rate according to DIN EN 14743 and pressure loss 1 bar m³/h	4.0
Nominal flow with hardness reduction from 360 ppm (CaCO₃) to 140 ppm (CaCO₃) m³/h	6.0
Installation length mm	approx. 306
Salt supply tank content kg	150
Salt use for each m³ and hardness reduction from 360 ppm (CaCO₃) to 140 ppm (CaCO₃) kg	0.4
Order number	8203525

Consumables	Order number
JUDO regenerating salt According to DIN EN 973 in tablet form of 25 kg.	8839101

Accessoires	Order number
JUDO Connectivity-Module With WLAN or LAN connection, three modules recommended for QUICKSOFT MEGA 6	2202271
JUDO potential-free signal cable for errors relay, 10 metres	2200717



Type QUICKSOFT MEGA 6



- ✓ **Softened water round the clock.** Dual chamber softening in parallel
- ✓ **Optimal unit hygiene,** stagnation-free, forced flow, automatic disinfection
- ✓ **Signal-Display**
- ✓ **Siphon included**
- ✓ **Optional Connectivity-Modules**
for connection via WLAN or LAN
for worldwide control via app, web browser or API interface

Installation dimensions see page 85.



SOFT WATER WHEN YOU WANT IT.

JUDO Bioquell®-SOFT as a single chamber unit

These are single chamber, flow controlled units, whereby water is softened in one ion exchange column. When a regeneration is required, untreated water bypasses the unit. Once the regeneration cycle is completed, raw water is again automatically fed into the softening chamber for treatment.

All units are stagnation-free and offer hygienic operation thanks to a disinfection process both during the regeneration cycle and automatically after 96 hours with no water flow.

Softened drinking water for a better quality of life.

Anyone who has ever taken a bath in soft water knows the incomparably gentle feeling on the skin. Soft, fluffy laundry as well as saving cleaning time, soft water further enhances your wellbeing.

JUDO softening units offer all of this and more, setting new standards in domestic water treatment.

JUDO Bioquell®-SOFT AS A SINGLE CHAMBER UNIT.

For better accessibility during installation or maintenance, the salt container can be moved away from the pressure tank. This saves time and resources, and improves handling in tight spaces.

Large display for easy data monitoring,
e.g. residual capacity

Large opening for salt filling

Simple removal cabinet
for easy maintenance

Robust salt and
brine container

Integrated blending valve

Control valve with efficient
upflow regeneration

Ion exchange resin



The Bioquell®-SOFT range

single chamber units.



Illustration Type	Bioquell®-SOFT 15	Bioquell®-SOFT 40	
Type	JUDO Bioquell®-SOFT 15	JUDO Bioquell®-SOFT 40	
Pipe connection	¾"	¾"	
Flow rate m³/h	0.75	1.5	
Salt consumption per regeneration	approx. 0.3 kg	approx. 1.0 kg	
Number of bathrooms *	1	1 - 2	
Flush volume per regeneration	approx. 50 litres	approx. 80 litres	
Salt consumption per regeneration in economy mode kg	0.3	1.0	
Display screen	✓	✓	
Leakage warning	-	-	
Single technology	✓	✓	

* Raw water hardness < 3.5 mmol/l (<350 ppm CaCO3) and 3 people per apartment

All data is indicative at 4 bar pressure.



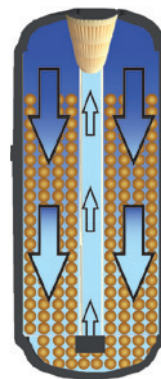
Bioquell®-SOFT 65



Bioquell®-SOFT 100

	JUDO Bioquell®-SOFT 65	JUDO Bioquell®-SOFT 100	
	1"	1"	
	2	2.5	
	approx. 1.6 kg	approx. 2.4 kg	
	1 - 2	2 - 3	
	approx. 110 litres	approx. 170 litres	
	3.2	4.8	
	✓	✓	
	-	-	
	✓	✓	

These are single chamber, flow controlled units, whereby water is softened in one ion exchange column. When a regeneration is required, untreated water bypasses the unit. Once the regeneration cycle is completed, raw water is again automatically fed into the softening chamber for treatment. All units are stagnation-free and offer hygienic operation thanks to a disinfection process both during the regeneration cycle and automatically after 96 hours with no water flow.





Type Bioquell®-SOFT 15



Type Bioquell®-SOFT 40

- ✓ Reduces annoying scale build up
- ✓ Automatic, flow controlled regeneration
- ✓ Large opening for salt filling
- ✓ Low salt consumption
- ✓ SOFT models 15 - 40 fit under kitchen counter

Installation dimensions see page 86.

JUDO Bioquell®-SOFT 15 - 40

Water softening unit



Protects from scale deposits and offers water comfort.



For drinking water up to 40 °C
Operating pressure range 1.5 - 8 bar

Scope of delivery: Casing with integrated fiberglass-reinforced container filled with monospheric ion exchange resin in food quality for optimal water distribution and reduction of pressure loss and regeneration agent use. Integrated salt and brine container with ongoing brine production, for use with block and tablet salt. Integrated blending valve. Electronic control unit with keyboard and LED-display for operation, regeneration, holiday mode, status monitoring and manual backwash start-up. Automatic regeneration when in operation for at least 96 hours. Removable covers for easy maintenance.

Type	Bioquell®-SOFT 15	Bioquell®-SOFT 40
Pipe connection	¾"	¾"
Flow rate m³/h	0.75	1.5
Capacity at optimal operation ppm CaCO ₃	270	710
Salt consumption per regeneration at optimal operation kg	0.6	1.9
Capacity in economy mode ppm CaCO ₃	180	500
Salt consumption per regeneration in economy mode kg	0.3	1.0
Salt storage capacity kg	14	22
Operating pressure bar	1.5 - 8	1.5 - 8
Max. water temperature °C	40	40
Dimensions W x D x H mm	287 x 444 x 545	404 x 452 x 600
Order number	8200375	8200377

Accessories	Order number
Bioquell disinfection device Based on the NaCl electrolysis process, for Bioquell®SOFT softeners	2202018
Bypass valve For installation between pipe connector and Bioquell® SOFT / CLEAR	2202015

							
Made in Germany	Stable plastic housing	Proven quality	Especially hygienic	Resin in food grade quality	Cost-saving	Very reliable	Holiday mode

JUDO Bioquell®-SOFT 65 - 100

Water softening unit



Protects from scale deposits and offers water comfort.



For drinking water up to 40 °C
Operating pressure range 1.5 - 8 bar

Scope of delivery: Casing with integrated fiberglass-reinforced container filled with monospheric ion exchange resin in food quality for optimal water distribution and reduction of pressure loss and regeneration agent use. Integrated salt and brine container with ongoing brine production, for use with block and tablet salt. Integrated blending valve. Electronic control unit with keyboard and LED-display for operation, regeneration, holiday mode, status monitoring and manual backwash start-up. Automatic regeneration when in operation for at least 96 hours. Removable covers for easy maintenance.

Type	Bioquell®-SOFT 65	Bioquell®-SOFT 100
Pipe connection	1"	1"
Flow rate m³/h	2	2.5
Capacity at optimal operation ppm CaCO ₃	1.157	1.780
Salt consumption per regeneration at optimal operation kg	3.2	4.8
Capacity in economy mode ppm CaCO ₃	801	1.246
Salt consumption per regeneration in economy mode kg	1.6	2.4
Operating pressure bar	1.5 - 8	1.5 - 8
Max. water temperature °C	40	40
Dimensions W x D x H mm	404 x 453 x 1.200	404 x 453 x 1.200
Order number	8200378	8200379

Accessories	Order number
Bioquell disinfection device Based on the NaCl electrolysis process, for Bioquell®SOFT softeners	2202018
Bypass valve For installation between pipe connector and Bioquell® SOFT / CLEAR	2202015

							
Made in Germany	Stable plastic housing	Proven quality	Especially hygienic	Resin in food grade quality	Cost-saving	Very reliable	Holiday mode



Type Bioquell®-SOFT 65

- ✓ Reduces annoying scale build up
- ✓ Automatic, flow controlled regeneration
- ✓ Large opening for salt filling
- ✓ Low salt consumption

Installation dimensions see page 86.



WITHOUT ANY CHEMICALS

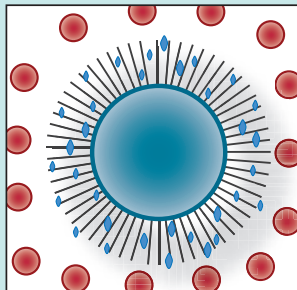
Stabilising limestone through natural processes

Limestone is found dissolved in drinking water in the form of calcium ions and hydrogen carbonate. Lime scale present in the water supply will tend to deposit in pipes and water heaters. To better control this problem, JUDO also offers an alternative process to traditional water softeners. The stabilisation process means that, compared to regular softeners, dissolved limescale remains in the water supply. It is not physically removed but is bound in small crystals and is therefore no longer deposited on the surface. And this without any addition of chemical substances. To achieve this, an electrolytic crystal generator forms microscopic crystals from the water. Excess of limestone is preferentially deposited on these crystals. In the next step, the crystals are selected by a special process so that only crystals of optimal size are introduced into the domestic water system. In the last step, the crystal generator is automatically cleaned and rinsed. The excess of lime scale is flushed out. The unit thus stabilises the water hardness in an intelligent and natural way, while preserving natural resources.

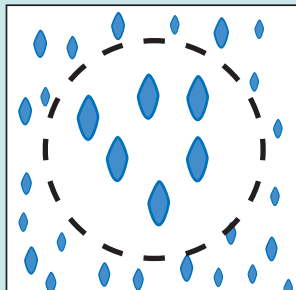
THE STABILISATION PROCESS.

JUDO's BIOSTAT technology uses a unique process developed by JUDO to inhibit scale build up without the need to dose or add chemical products. A crystal generation unit uses the calcium in solution to produce miniature crystals which then join together and bunch.

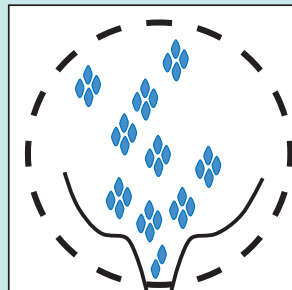
This process allows the calcium crystals to remain in suspension in the water supply where they are carried through the system avoiding the danger of deposits in pipes and fittings.



Phase 1:
The patented nanocrystals generation unit forms microscopic crystals.



Phase 2:
Only suitably sized crystals are carried through the installation and this is ensured using a special process. Calcium carbonate contained in the water agglomerates on the nanocrystals and not inside of pipes or heat exchangers.



Phase 3:
The nanocrystals generation unit is cleaned and rinsed automatically. Excess calcium is flushed out of the unit with the rinse water. This process is carried out with no interruption to the water supply.

What happens with the residual calcium carbonate in the treatment chamber?

Residual particles are automatically flushed out of the unit during rinsing. Levels of scale retention and unit hygiene are adapted automatically to meet with incoming water quality levels.

The advantages: no dosing, no chemicals. The unit is fitted with a flow meter and microprocessor control which monitors and adapts the treatment levels.

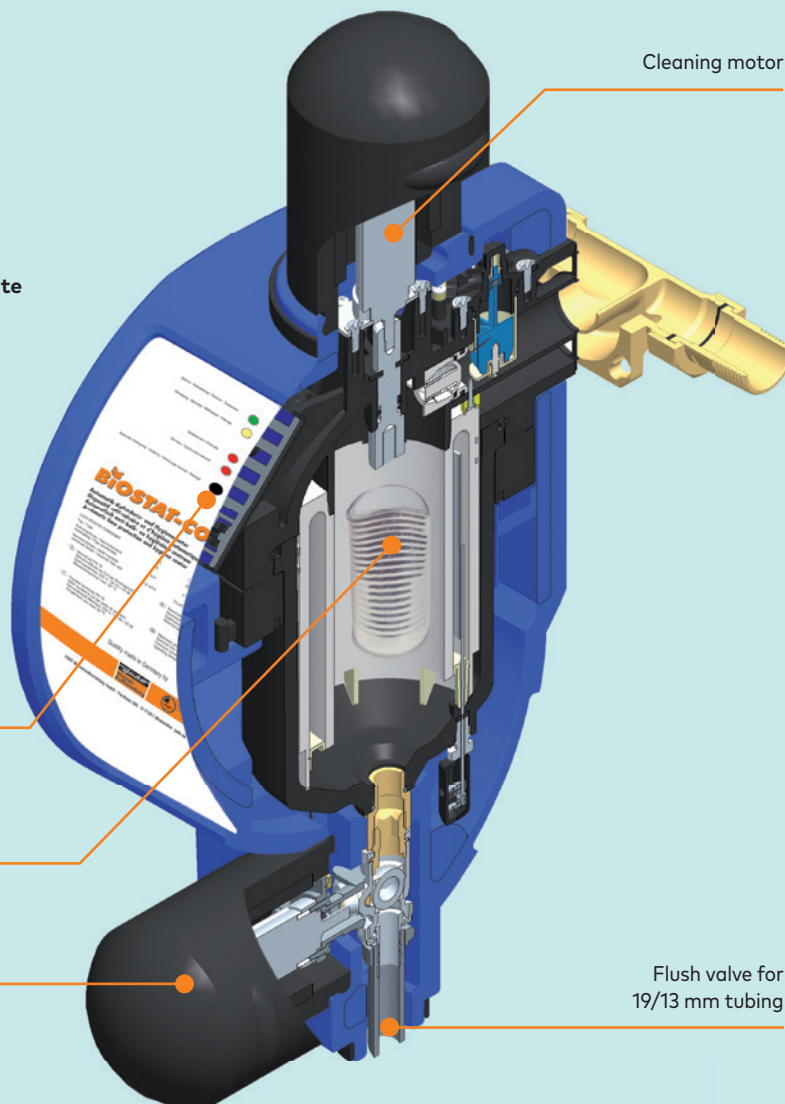
Manual clean up start button

Crystal generation unit

Rinse drive motor

Cleaning motor

Flush valve for 19/13 mm tubing



JUDO BIOSTAT-COMBIMAT BST-CA 15 - 25

Limescale protection



Effectively protects your system from scale build up.



Thanks to JUDO QUICKSET-E, installation in horizontally and vertically running pipes possible.



For drinking water up to 30 °C
Operating pressure range 1.5 - 8 bar



Type BST-CA



- ✓ **Quality assured**
made in Germany
- ✓ **Treatment unit change**
only every 3 years or
400 m³ of water used
- ✓ **Space saving** thanks to
compact design
- ✓ **Low power consumption**
- ✓ **Scale inhibition**
using the proven BIOSTAT
process (DVGW approved)
- ✓ **Ease of installation**
thanks to QUICKSET-E
pipe connector

Type	BST-CA 15	BST-CA 25
Pipe connection	¾"	1"
Flow rate m ³ /h	1.5	2.5
Max. number of residential units	1	2
Pressure loss at nominal flow rate bar	0.4	0.4
Min./max. operating pressure bar	1.5 / 8	1.5 / 8
Installation length mm	180	195
Max. water temperature °C	30	30
Dimensions W x D x H mm	230 x 320 x 550	230 x 320 x 550
Order number	8210411	8210412



Made in Germany



Proven quality



Especially hygienic



LED display



Cost-saving



Very reliable



Horizontal and vertical installation



Product has potential-free contact



Safety module ensure end of cycle in case of power

Proven efficiency

The technical efficiency of the BIOSTAT has been tested and confirmed by independent certification bodies.

In Germany, scale protection units are tested according to work sheet DVGW W 510 and are certified by the DVGW.



With scale protection



Without scale protection

Installation dimensions see page 86.

* Operation according to DVGW W 510



JULDOS DOSING SYSTEMS: SAFE PROTECTION

against limescale and corrosion

Persistent white deposits in the shower, a heavily scaled water heater. These signs indicate that we are looking at a hard water supply. What you do not see, however, are the internally clogged pipes and heat exchangers as well as the ongoing formation of rust or corrosion. These are triggered by various factors: unfavourable mix in materials in the system, certain constituents in the water that react with the materials in the pipe impurities that are carried into the pipe. And oxygen. This is mainly the case for installations made of copper and galvanised steel pipes.

The remedy is a mineral solution.

The JULDOS dosing pump adds a precisely calculated dosage of product into the water supply, thus ensuring the build-up of a solid protective layer, which reliably protects the material from corrosion attack. Other mineral solutions JUL or JUDO stabilise the hardness of the water. This prevents the build-up of lime scale deposits in pipes and appliances. By balancing the lime scale with the minerals, the JULDOS dosing pump also helps to prevent the growth of dangerous bacteria.

Reliable, robust and safe

The electronic control of the JULDOS dosing pump ensures that dosing levels remain constant and defined in accordance with actual water consumption requirements, even at lower water consumption levels. The dosing intervals are particularly short and precisely timed to ensure a perfect and uniform distribution of the mineral solution within the system.

The JULDOS dosing pump is equipped with a robust synchronous motor, which has proven its stability hundreds of thousands of times in practice. Even an endurance test with 100 million litres of water validated its robustness without any problems. The integrated control unit of the JULDOS dosing pump automatically monitors all operating processes and switches the device off in the event of a malfunction. A dry-running protection prevents damage if the tank is empty.

Corrosion protection is mandatory

Corrosion protection has a high priority in many local laws, regulations and standards. Drinking water installation systems, fittings, appliances and water heaters need to be protected. Human health is even more important.

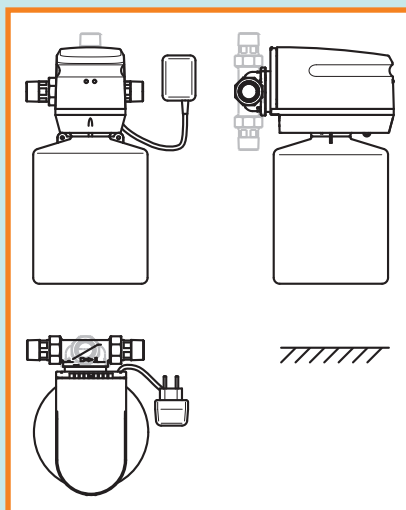
Therefore, the hygiene guidelines also require clean, particle-free clean piping systems, free of corrosion particles.



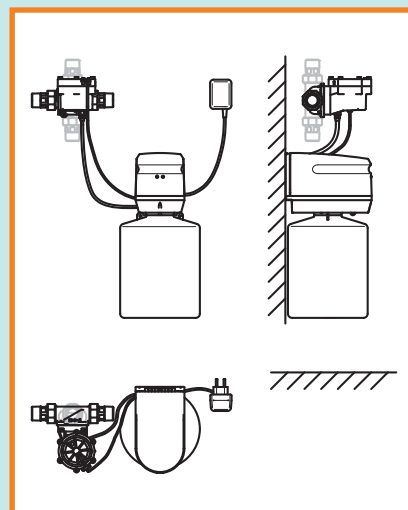
JULDOS DOSING SYSTEMS

Advantage: Flexibility

JULDOS dosing systems can be installed in two ways. Either directly onto the pipe itself or by means of a separate wall mounting (JJD 4 only).



Fixed installation



External installation

Advantage: Long working life

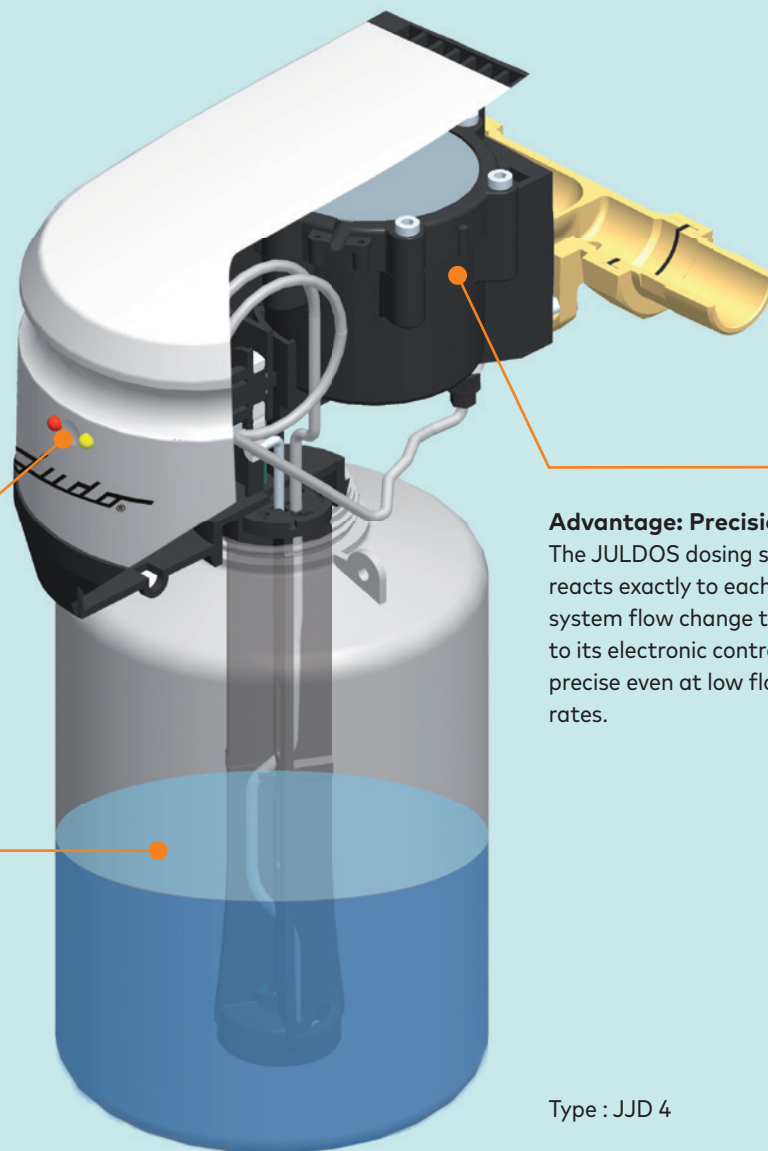
Efficiency of the JULDOS dosing system has been proven in longevity testing with flow volumes of 100 million liters of treated water.

Advantage: Safety

Units are fitted with integrated control systems monitoring performance, shutting the system down should an error arise.



JUDO's JUL mineral solutions make it possible to put a stop to the corrosion process. Depending on the type of piping material used, different combinations of minerals are injected into the water supply through the JULDOS dosing system to build up a highly efficient protective film on the pipes. Other JUDO JUL solutions can be dosed in to stabilize the carbonate hardness in solution preventing a build up of scale deposits on pipework and fittings.



Advantage: Precision

The JULDOS dosing system reacts exactly to each system flow change thanks to its electronic control unit, precise even at low flow rates.

Type : JJD 4

JULDOS 4 - 25

Dosing unit



For the precise dosing of JUDO mineral solutions for the treatment of drinking water to avoid and inhibit the build up of scale and corrosion in cold and warm water supply lines. For installation in cold water lines up to 30 °C.



Thanks to JUDO QUICKSET-E, installation in horizontally and vertically running pipes possible.



For drinking water up to 30 °C
Operating pressure max. 8 bar

Scope of delivery: Self-venting piston dosing pump (PN 10) with wear-free electrical synchronous motor drive, with electronic proportional control via water counter with hall sensor, function and fault indicator, empty tank signal by light diode and buzzer, dry-run protection, integrated injection point and dosing hose. Built-in rotary flange with bayonet connection with screw and assembly cover, threaded connector in accordance with EN 10226-1. Output for potential-free empty signal (signal transfer cable required), including plug-in power supply.

Type	JJD 4 **	JJD 10	JJD 25
Working range in accordance with EN 14812 and DIN 19635-100 lower / upper working range m³/h	0.06 - 4	0.08 - 10.2	0.08 - 24
Suitable for a max. water consumption of m³/month *	60	200	400
Recommended residential units (Bathrooms)	1 - 6	5 - 10	10 - 20
Pipe connection	1"	1¼"	1½"
Max. counter pressure bar	8	8	8
Max. operating pressure bar	8	8	8
Pressure loss at upper working range bar	0.8	0.8	0.8
Contents of dosing tank litres	6	25	25
Treated water quantity per dosing tank m³ of water	48 - 80	200 - 330	200 - 330
Installation length mm	195	230	252
Order number	8309075	8309076	8309077

						
Made in Germany	Stable plastic housing	Proven quality	LED display	Very reliable	Horizontal and vertical installation	Product has potential-free contact

JUL-W-Tabs

Area of application: Primarily as corrosion protection for galvanised pipes and copper pipes (professional advice required) in hardness range 1 + 2 as well as after softener units.

Type	JUL-W-T	JUL-W-T
Cardboard tube for dosing agent, litre	6	25
Order number	8600018	8600011

JUL-H-Tabs

Area of application: Primarily as anti-scalant for all pipe materials in hardness range 2 + 3

Type	JUL-H-T	JUL-H-T
Cardboard tube for dosing agent, litre	6	25
Order number	8600020	8600008

Accessories	Order number
JUDO dissolving device for the preparation of mineral solutions	8130100

* If there are no consumption data, water consumption of 10 m³ per month and per residential unit can be assumed.

Water consumption of a person is at 3.5 - 7 m³ per month depending on the design of the house.

** Supplied with empty tank



Type JJD 4



- ✓ **Quality assured**
made in Germany
- ✓ **Corrosion protection**
via build up of protective film
- ✓ **Descaling**
with hardness stabilisation

Installation dimensions see page 87.



Type JUL-W-Tabs



Type JUL-H-Tabs



JUDO Bioquell®-PURE

JUDO Bioquell®-PURE has been designed specifically for easy use and peace of mind. The compact system can be easily installed and offers a reliable supply of clean, clear and odourless drinking water. As a flow-through system,

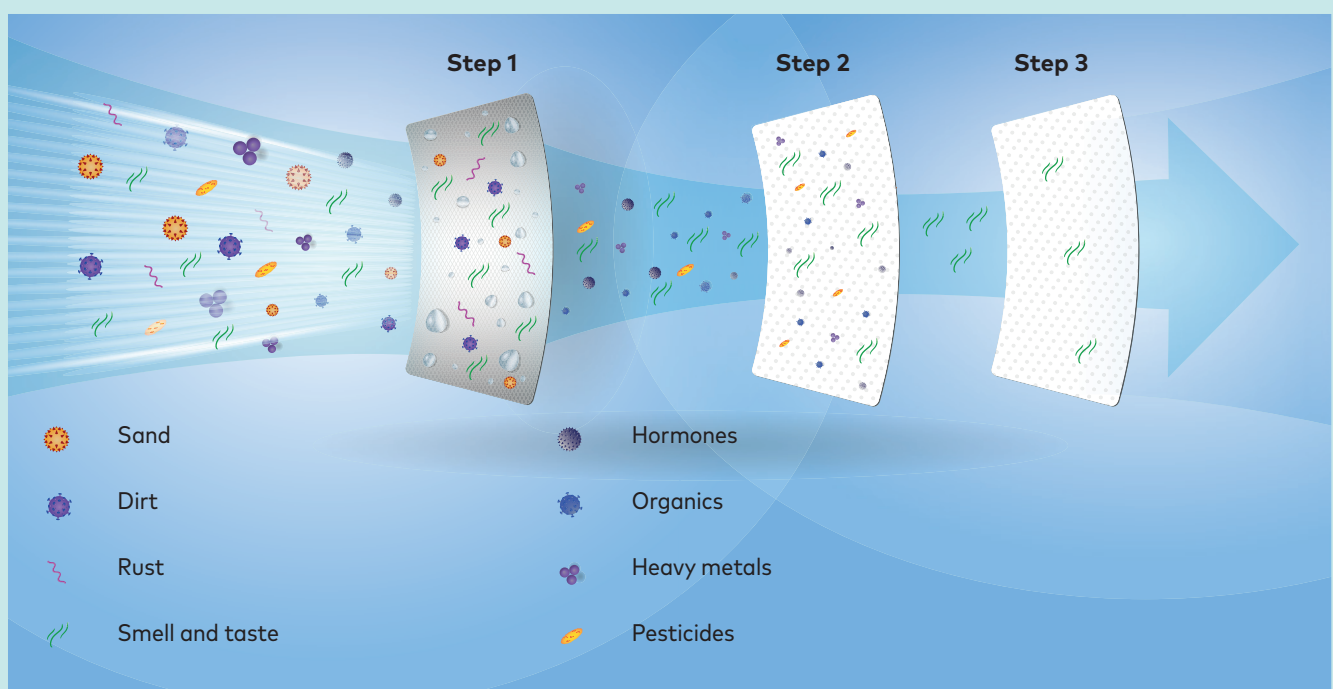
no additional storage tank is required thus saving space and reducing the risk of stagnation. Cartridge change is especially easy thanks to a cartridge clip system and an internal layout for easy access to all replaceable parts.



PURIFICATION PROCESS

The first stage is a dual cartridge made of polypropylene and activated carbon. This filtration stage eliminates all particles (e.g. sand, dirt, rust) and removes residual chlorine, the cause of bad taste and smell.

The RO membrane, as a second stage, removes traces of hormones, pesticides, organics, microorganisms and heavy metals (e.g. Cadmium, Arsenic, Lead and Chromium). The result is pure water for you to enjoy.



JUDO Bioquell®-PURE

Undersink reverse osmosis



Pure water for the richest taste of cooked food and beverages.



For drinking water up to 30 °C

Scope of delivery: Ready to use reverse osmosis system with high levels of pure water generation in a compact design, integrated booster pump for pure water generation, two filter cartridges in polypropylene and activated carbon in block form, high grade R/O membrane and post-filtration cartridge. Leakage sensor with alarm, automatic, time controlled safety shut off feature, automatic, hygienic rinse feature. LED display indicating incoming water hardness and residual cartridge capacity, audio and optical reminder for cartridge change. 2 way tap for filtered and desalinated water included.

Type	Bioquell®-PURE
Pipe connection	3/8" F
Flow rate l/h	75 **
Total cartridge capacity litres	4.000 *
Average cartridge exchange time, months	6 - 24 *
Salt rejection	> 95% **
Feed pressure min. / max. bar	1 / 4
Max. water temperature °C	30
Power supply V/Hz	100-230 V / 50/60 Hz
Dimensions W x D x H mm	375 x 142 x 439
Order number	8200390

Accessories	Order number
JUDO RO membrane cartridge	2470115
JUDO Dual filter cartridge	2470116
JUDO Post-filter cartridge	2470119



Stable plastic housing



Proven quality



Especially hygienic



Automatic and manual flush



Very reliable



POU



Type Bioquell®-PURE

- ✓ **Compact undersink RO system,** slim design
- ✓ **Hygienic, stagnation free operation**
- ✓ **Quick lock** for easy filter replacement
- ✓ **Eliminates unpleasant water smell and taste**
- ✓ **Cleans without chemical additives**
- ✓ **Quick and easy assembly,** installation under the sink or basin

* depending on water quality

** depending on feed water temperature and quality



HEATING WATER

should only transport one thing: Heat

Heating boilers are becoming more and more compact and efficient. Today's heat exchangers, however, also have much higher requirements on water quality.

Today's heating system fill up has become almost a science in its own right. Regulations place one set of demands on water quality and then these are overridden with higher demands by the manufacturers of boilers and heat exchangers. All this does not make life easy for the plumber doing the installation.

Good to know that JUDO has a range of heating water treatment products to meet all quality demands.

JUDO HEIFI-FÜL PLUS

Filling valve with integrated pipe separator and pressure regulator



Integrated pipe separator, type BA, offers security up to liquid category 4.
Integrated pressure regulator ensures constant systems pressure stability.



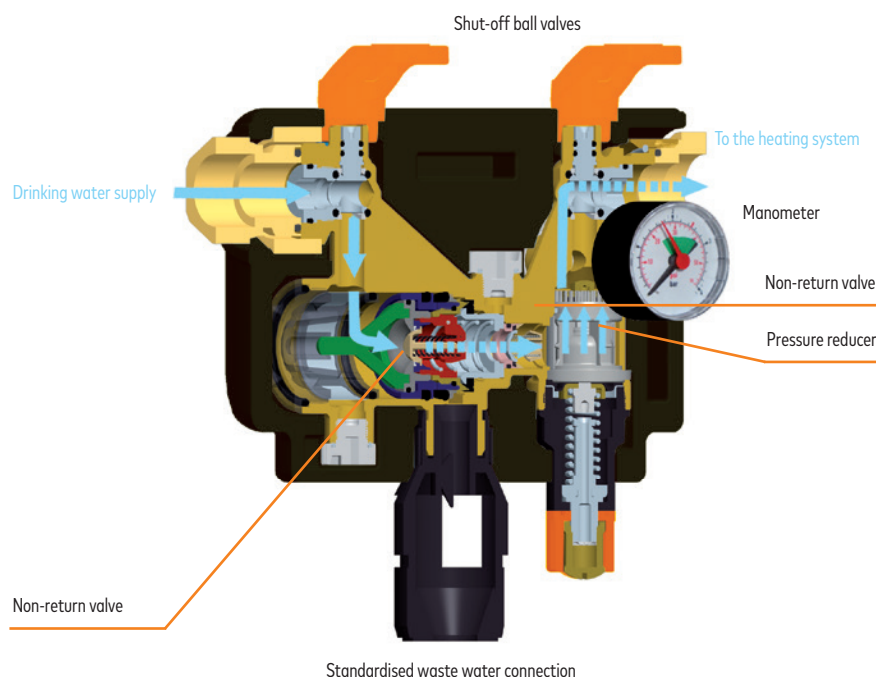
For water up to 65 °C
Max. operating pressure 10 bar

Scope of delivery: Top up station for heating water feed to EN 1717. Safety pipe separator type BA allows for a fixed installation from the main water supply to the heating system. Reduces oxygen entry and the integrated pressure regulator ensures a constant pressure level in the infeed system as well as for automatic top up by pressure loss. HEIFI-FÜL PLUS top up systems consists of: two shut off valves (entry and exit), pressure regulator and a type BA pipe separator.

Type	JHF-F PLUS
Pipe connection	¾"
Max. filling capacity l/h	approx. 800
Max. operating pressure bar	10
Max. operating temperature °C	65
Max. heating water temperature °C	90
Installation length mm	202
Order number	8060080

There should be more than just an "and" between the heating system and the drinking water network.

According to the Drinking Water Ordinance, EN 1717 and DIN 1988-100, unsecured connection of the heating circuit to the drinking water network is not permitted. Heating water must be separated from the drinking water installation by a safety device to prevent contaminated water from flowing back. With the JUDO HEIFI-FÜL PLUS filling fitting, filling and refilling is not only safe and compliant with standards, but also particularly convenient.



Type JHF-F PLUS



- ✓ **Safety included**
protects drinking water from non-potable water up to liquid category 4
- ✓ **BA system separator**
- ✓ **Correct and constant filling pressure**
through integrated pressure reducer, adjustable between 0.75 and 5 bar
- ✓ **Easy and quick installation**
due to integrated shut-offs on the inlet and outlet side via ball valve
- ✓ **Compact**
- ✓ **Easy to maintain**
due to integrated test ports and shut-offs on the inlet and outlet side
- ✓ **Resource-saving**
due to insulation

Installation dimensions see page 87.



COMPLICATED SPECIFICATIONS


can be easily complied with


The filling of hot water heating systems has become a science for itself. On the one hand, regulations formulate certain requirements for the filling water. On the other hand, the manufacturers of thermal baths, boilers and heat exchangers make strict specifications regarding water quality.

Whether softening or full desalination – JUDO has the right filling system for every task. This is how heating engineers and plumbers carry out their work quickly, safely and in accordance with standards. This also means maintaining the manufacturer's guarantees for the heating components.

JUDO i-fill and i-fill plus

Intelligent filling system

 In line unit for the fully automatic fill and top up of warm water systems using desalinated or fully softened water.

 For drinking water up to 30 °C
Max. operating pressure 6 bar



Scope of delivery i-fill: Housing in high grade plastic with EPP insulation, conductivity sensor, motorised ball valve, pressure sensor, deaeration valve, control unit with micro-processor with 2 level LCD display, membrane touch screen, potential-free error connection for exceeded capacity, connector with external threading for the connection of JUDO desalination or softening cartridges and adapter for floor standing cartridges. Pipe connector in threaded brass. Power supply 230 V/50 Hz.

Scope of delivery i-fill plus: as per i-fill, however with an additional JUDO HEIFI-FÜL PLUS.

Optional: JUDO Connectivity-Module for connecting the i-fill and i-fill plus via **WLAN/LAN** to a home network and the Internet, **iOS/Android app, web browser and API interface** for integration into local smart home systems, for worldwide access to comprehensive information, automated messages and functions such as regeneration triggering.

Cartridges PURE or SOFT for model i-fill and i-fill plus must be ordered separately!
Matching cartridges for i-fill and i-fill plus see page 72.

Type	i-fill	i-fill plus
Pipe connection (screw connection with AG)	3/4"	3/4"
Max. filling capacity l/h	300	300
Max. operating pressure bar	6	6
Max. operating temperature °C	30	30
Installation length (with screw connection) mm	351	541
Installation depth (centre pipe) mm	75	75
Total height (without cartridge) mm	191	228
Order number	8068026	8068025

Accessories	Order number
JUDO Connectivity-Module with WLAN or LAN connection	2202271



Type i-fill
(Scope of delivery without cartridge)



Type i-fill plus
(Scope of delivery without cartridge)

- ✓ **Fully automatic and intelligent**
Heating water filling or replenishment with pressure sensor and motorised valve
- ✓ **Standard-compliant heating water quality**
with desalinated or softened water
- ✓ **Safe**
Capacity monitoring via flow measurement and conductivity probe, with automatic interruption of the filling process when the cartridge is exhausted
- ✓ **Practical**
Integrated ironing water tapping point
- ✓ **Optional Connectivity-Modules**
for connection via WLAN or LAN for worldwide control via app, web browser or API interface



Display i-fill

Installation dimensions see page 88.

JUDO HEIFI Filling system PURE

Desalination unit



Type JHFB-P (Scope of delivery without cartridge)

- ✓ **Standard-compliant heating water quality** with desalinated water
- ✓ **Safe**
Capacity monitoring via flow measurement and conductivity probe, signal via potential-free contact if cartridge capacity is exceeded
- ✓ **Everything in view**
Programmable LCD display with capacity and conductivity indication
- ✓ **Practical**
Integrated ironing water tapping point



Display HEIFI Filling system PURE

Installation dimensions see page 88.

- + Fixed installation unit for desalination of heating systems filling and top up water.
With monitoring of the capacities of JUDO PURE desalination cartridges.



For water up to 30 °C
Max. operating pressure 6 bar



Scope of delivery: Innovative casing for installation in horizontally running pipes, high grade plastic with EPP insulation, container connection below with external thread for JUDO PURE desalination cartridge or JUDO adaptor for floor standing cartridges. Integrated water meter monitors filling and top-up water volumes, sensor to monitor conductivity in treated water. LCD display shows remaining capacity, treated water conductivity and warning at low levels, connection for external reporting via relay, power supply using 2 micro-batteries 1.5 V (AAA), outlet shut-off valve and testing valve. All materials suitable for use with desalinated water.

Cartridges (PURE) to be ordered separately!
Matching cartridges see page 72.

Please read manufacturer's notes!

Type	JHFB-P
Pipe connection (screw connection with AG)	3/4"
Max. filling capacity l/h	300
Max. operating pressure bar	6
Max. operating temperature °C	30
Installation length (with screw connection) mm	351
Installation depth (centre pipe) mm	75
Total height (without cartridge) mm	191
Order number	8068536

JUDO HEIFI Filling system SOFT

Softening unit



Fixed installation unit for softening of heating systems filling and top up water. With monitoring of the capacities of JUDO SOFT softening cartridges.



For water up to 30 °C
Max. operating pressure 6 bar

Scope of delivery: Innovative casing for installation in horizontally running pipes, high grade plastic with EPP insulation, container connection below with external thread for JUDO SOFT softening cartridge or JUDO adaptor for floor standing cartridges. Integrated water meter monitors filling and top-up water volumes, sensor to monitor conductivity in treated water. LCD display shows remaining capacity, treated water conductivity and warning at low levels, connection for external reporting via relay, power supply using 2 micro-batteries 1.5 V (AAA), outlet shut-off valve and testing valve. All materials suitable for use with fully softened water.

Cartridges (SOFT) to be ordered separately!
Matching cartridges see page 72.

Please read manufacturer's notes!

Type	JHFB-S
Pipe connection (screw connection with AG)	3/4"
Max. filling capacity l/h	300
Max. operating pressure bar	6
Max. operating temperature °C	30
Installation length (with screw connection) mm	351
Installation depth (centre pipe) mm	75
Total height (without cartridge) mm	191
Order number	8068535

Analytics	Order number
JUDO Total hardness measuring set JGHP For the determination of total hardness.	8742120



Type JHFB-S (Scope of delivery without cartridge)

- ✓ **Standard-compliant heating water quality**
with softened water
- ✓ **Safe**
Capacity monitoring via flow measurement and conductivity probe, signal via potential-free contact if cartridge capacity is exceeded
- ✓ **Everything in view**
Programmable LCD display with capacity and conductivity indication
- ✓ **Practical**
Integrated ironing water tapping point



Display HEIFI Filling system SOFT

Installation dimensions see page 89.

JUDO PURE 7500 PURE 25000

Desalination cartridges



Cartridges for complete desalination of the filling and supplementary water of heating systems.



Type
PURE 7500



Type PURE 25000
with Connection kit

Disposable desalination unit PURE 7500 suitable for JUDO i-fill, JUDO i-fill plus and JUDO HEIFI Filling system PURE	Order number
JUDO Disposable desalination cartridge PURE 7500 Disposable replacement cartridge in reinforced synthetic material filled with high grade ion exchange resin, capacity 7.500 l x °dH, capacity at 20 °dH * approx. 375 litres.	8068019

Desalination unit PURE 25000 suitable for JUDO i-fill, JUDO i-fill plus and JUDO HEIFI Filling system PURE	Order number
JUDO Connection kit for JUDO PURE and SOFT cartridges with 2½" opening Consisting of: Adapter, pressure resistant tubing and shut off valves.	8068532
JUDO Desalination cartridge PURE 25000 Replacement cartridge in reinforced synthetic material, filled with layers of high grade mixed exchange resin, capacity 25.000 l x °dH, capacity at 20 °dH * approx. 1.250 litres.	8068531
JUDO Mixed bed ion exchange resin For the immediate refill of mixed bed cartridge, packed in sacks of 25 litres.	8545016

JUDO SOFT 12000 SOFT 60000

Softening cartridges



Cartridges for complete softening of the filling and supplementary water of heating systems.



Type
SOFT 12000



Type SOFT 60000
with Connection kit

Disposable softening unit SOFT 12000 suitable for JUDO i-fill, JUDO i-fill plus and JUDO HEIFI Filling system SOFT	Order number
JUDO Disposable softening cartridge SOFT 12000 Replacement cartridge in reinforced synthetic material filled with high grade cationic exchange resin, capacity 12.000 l x °dH, capacity at 20 °dH to < 0.5 °dH approx. 600 litres.	8068018

SOFT 60000 softening unit suitable for JUDO i-fill, JUDO i-fill plus and JUDO HEIFI Filling system SOFT	Order number
JUDO Connection kit for JUDO PURE and SOFT cartridges with 2½" opening Consisting of: Adapter, pressure resistant tubing and shut off valves.	8068532
JUDO Softening cartridge SOFT 60000 Replacement cartridge in reinforced synthetic material filled with high grade cationic exchange resin, capacity 60.000 l x °dH, capacity at 20 °dH to < 0.5 °dH approx. 3.000 litres.	8068530
JUDO Cationic exchange resin For the immediate refill of cationic exchange resin in polystyrene with high levels of sulfonic acid, packed in sacks of 25 litres.	8731020

* The total hardness of the untreated raw water serves as the basis for calculation. Specification of the capacity up to 100 µS/cm.



CLEANING, STABILISATION, PROTECTION

Where a dosing solution is the solution.

JUDO Dosing solution for heating water conditioning covers a wide range of applications: hardness stabilisation, pipe protective lining, systems cleaning and pH balance functions.

What do all of these have in common? They all play a part in prolonging system's operation life avoiding damages and ensuring optimal energy consumption.

JUDO QUICK-DOS R and THERMODOS R

Cleaning solution



For a gentle cleaning of heating and warm water systems.

JUDO QUICK-DOS R

Quick and easy addition of JUDO QUICK-DOS R with the practical 400 ml can.
Dosing into the system using the JUDO QUICK-AN adapter.

JUDO THERMODOS R

For gentle cleaning of older hot water heating circuits. Addition of approx. 1 l per 200 l system content.

Note:

Heating system needs to be thoroughly flushed out approx. 4 weeks after dosing with JUDO QUICK-DOS R or JUDO THERMODOS R. Repeated cleaning runs with JUDO QUICK-DOS R or JUDO THERMODOS R may be required. After cleaning, the system is refilled with addition of JUDO QUICK-DOS L or JUDO THERMODOS L.



Type JQD-R



Type JTH-R, 25 litres Container size

- ✓ **Cleans gently**
Gentle cleaning without material attack
- ✓ **Uncomplicated**
Quick and easy application with QUICK-DOS R
- ✓ **Flexible**
Container sizes for each System content

Type	JQD-R
400 ml can for a system volume of, litres *	approx. 80
Transport unit	9 x 400 ml
Order number	8838186

Type	JTH-R	JTH-R	JTH-R
Container size litres	1	5	25
Transport unit	8 x 1 l	1 x 5 l	1 x 25 l
Order number	8650010	8838178	8838176

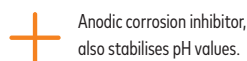
Accessories	Order number
JUDO Adapter with internal thread ¾" JQD-AN For connection to a fill valve for filling the system with JUDO QUICK-DOS (shipping unit 5 pieces).	8838188
JUDO THERMODOS dosing unit JTH-D For simple and safe addition of THERMODOS dosing solutions. Consisting of: 5 l stainless steel container, pressure-resistant up to 6 bar, german TÜV-tested with pressure pump, safety valve, combined shut-off valve, connecting hose with ½" union nut.	8125501

Documentation	Order number
JUDO Boiler water logbook For recording the measured values.	8690063

* 1 kW corresponds to approx. 15 - 20 l system content.

JUDO QUICK-DOS L and THERMODOS L

Anodic corrosion inhibitor



Anodic corrosion inhibitor,
also stabilises pH values.

JUDO QUICK-DOS L

Quick and easy conditioning with JUDO QUICK-DOS L in the practical 400 ml can.
Dosing into the system using the JUDO QUICK-AN adapter.

JUDO THERMODOS L

For heating water conditioning, hardness stabilising, dispersing and protective film forming.
Addition of approx. 1 l per 200 l system content.

Note:

Please ensure a minimum concentration of 150 mg/l molybdate is achieved (measuring unit JTH-ML).

Type	JQD-L
400 ml can for a system volume of, litres *	approx. 80
Transport unit	9 x 400 ml
Order number	8838185

Type	JTH-L	JTH-L	JTH-L
Container size litres	1	5	25
Transport unit	8 x 1 l	1 x 5 l	1 x 25 l
Order number	8650011	8838180	8838175

Accessories	Order number
JUDO Adapter with internal thread 3/4" JQD-AN For connection to a fill valve for filling the system with JUDO QUICK-DOS (shipping unit 5 pieces).	8838188
JUDO THERMODOS dosing unit JTH-D For simple and safe addition of THERMODOS dosing solutions. Consisting of: 5 l stainless steel container, pressure-resistant up to 6 bar, german TÜV-tested with pressure pump, safety valve, combined shut-off valve, connecting hose with 1/2" union nut.	8125501

Analytics	Order number
JUDO JTH-ML Measuring set Suitable for JQD-L, JTH-L and JKL 40. Required molybdate content at least 150 mg/l. Measurements approx. 30 pieces.	8742170

Documentation	Order number
JUDO Boiler water logbook For recording the measured values.	8690063



Type JQD-L



Type JTH-L, 25 litres Container size

- ✓ **Protects**
Corrosion protection even in the presence of dissolved oxygen
- ✓ **Ongoing efficiency**
Long term conditioning, hardness stabilisation, dispersion and build-up of a protective film to inhibit corrosion
- ✓ **Uncomplicated**
Quick and easy application with QUICK-DOS L
- ✓ **Flexible**
Container sizes for each system content

* 1 kW corresponds to approx. 15 - 20 l system content.



DIRT PARTICLES

The other thing we don't want

Air, muck, sand and rust particles are a threat to any heating system.

They can lead to damage to the boiler, throbbing radiators and unreasonably high energy consumption.

For this very reason, many countries require the installation of a filter in the heating loop in their regulations.

JUDO offers a range of filtration units that comfortably meet with the most stringent of requirements.

From magnetic filtration to hydro-dynamically optimised backwash filters.

JUDO HEIFI-TOP ¾" - 2"

Backwashable filter with deaeration feature



In loop filtration units with integrated deaeration system and easy-clean backwash function.



Thanks to JUDO QUICKSET-E, installation in horizontally and vertically running pipes possible.



For water up to 90 °C
Max. operating pressure 10 bar



Call-Funktion

Scope of delivery: Brass casing; integrated hydro-dynamic sludge and micro-bubble capture system with rounded brush made of corrugated stainless steel; integrated high grade deaeration unit; large handwheel with ball valve for effective backwashing with simultaneous brush cleaning; built-in rotary flange with bayonet connection made of brass with screw, threaded connector in accordance with EN 10226-1; insulation in EPP.

Protects the boiler from both magnetic and non-magnetic particles.


Type	JHF-T	JHF-T	JHF-T	JHF-T **	JHF-T **
Pipe connection	¾"	1"	1¼"	1½"	2"
Flow rate m³/h	2	3	4	6	8
Pressure loss at nominal flow rate (at 80 °C) bar	0.06	0.10	0.18	0.10	0.18
Up to a heating capacity of kW	approx. 40	approx. 60	approx. 100	approx. 150	approx. 200
Temperature of inlet water max. °C	90	90	90	90	90
Max. operating pressure bar	10	10	10	10	10
Installation length mm	180	195	230	252	280
Order number	8060030	8060031	8060032	8060033	8060034

* Except for backwash water.

** 2 JHF-T 1" or 1¼" with parallel built-in rotary flange.



Type JHF-T ¾" - 1¼"



Top view Type JHF-T 1½" **

- ✓ **Protects**
through filtration and hydrodynamic air and micro-bubble separation
- ✓ **Reliably removes**
magnetic and non-magnetic dirt particles
- ✓ **Conserves resources**
Backwashable filter insert with rotating brush for low backwash water consumption
- ✓ **No follow-up costs ***
- ✓ **Intelligent**
reminds to backwash via app
- ✓ **Highly effective**
Large filter chamber with forced water flow
- ✓ **Practical**
no blockages and with low differential pressure even with large quantities of dirt particles

Installation dimensions see page 89.



Type JMFI 3/4" - 1 1/4"

- ✓ **Protects**
by centrifugal separation with flow-optimised filter insert, magnetic effect and air and micro-bubble separation
- ✓ **Reliably removes**
magnetic and non-magnetic dirt particles
- ✓ **Conserves resources**
Optimised filter insert for low rinsing water consumption
- ✓ **Magnet function**
With high-performance magnets
- ✓ **No follow-up costs ****
- ✓ **Intelligent**
Reminds you to flush via app *
- ✓ **Practical**
Without clogging and with constant low differential pressure (model JMFI)

Installation dimensions see page 90.

JUDO MAFI 3/4" - 1 1/2"

Magnetite filter

NEW



Separates magnetic and non-magnetic particles.
Effective protection with magnetic effect.



Thanks to JUDO QUICKSET-E, installation in horizontally and vertically running pipes possible *



For water up to 90 °C
Max. operating pressure 6 bar



Call-
Funktion *

Scope of delivery: Casing in high grade, heat-resistant PVC with insulation material in EPP; specialised flow controller for the efficient removal of particles using centrifugal force; sedimentation section for the intermediate storage of particles removed; efficient removal of magnetite particles is enhanced using high power magnets; ball valve for clearing of sediment chamber incl. cover cap; for safety reasons, ball valve can only be activated using external handle; brass deaeration vent; built-in rotary flange with bayonet connection made of brass with screw, threaded connector in accordance with EN 10226-1.

Protects the boiler from both magnetic and non-magnetic particles.

Type	JMFI	JMFI	JMFI	JMFI ***
Pipe connection	3/4"	1"	1 1/4"	1 1/2"
Flow rate m³/h	1.0	1.5	2.0	4.0
Pressure loss at nominal flow rate bar	0.04	0.07	0.15	0.15
Up to a heating capacity of kW	approx. 22	approx. 34	approx. 46	approx. 100
Temperature of inlet water max. °C	90	90	90	90
Max. operating pressure bar	6	6	6	6
Installation length mm	180	195	230	252
Order number new	8060098	8060099	8060100	8060101

* Type JMFI 3/4" - 1 1/4"

** Except for rinse water.

*** 2 JMFI 1" with parallel built-in rotary flange.

JUDO FERROCLEAN DN 65 - 200

Sludge separator with deaeration system



For the removal and flushing of magnetite sludge (Fe_2O_3) and integrated optimised deaeration unit, for use in closed heating and cooling loop systems, including magnesium anode for oxygen retention.



For heating and cooling water from 6 – 110 °C
Max. operating pressure 16 bar

Scope of delivery: Welded steel container (PN 16) with flange connection and supports, 1 set of high power magnets, magnesium anode, deaeration unit (operational to max. 10 bar).

Type	JFS DN 65	JFS DN 80	JFS DN 100	JFS DN 125	JFS DN 150	JFS DN 200
Pipe connection mm	DN 65	DN 80	DN 100	DN 125	DN 150	DN 200
Water flow rate m ³ /h	12	17	30	50	80	130
Pressure loss bar	0.0012	0.0018	0.0022	0.0032	0.0040	0.0050
Rinse water entry	½"	½"	½"	½"	½"	½"
Flush connection	1"	1"	1"	1"	1"	1"
Installation length mm	575	575	575	575	575	575
Order number	8055050	8055051	8055052	8055053	8055054	8055055

Consumables	Order number
JUDO Magnesium anode	2050315

Accessories	Order number
JUDO Insulation For model JFS DN 65.	8057501
JUDO Insulation For model JFS DN 80.	8057502
JUDO Insulation For model JFS DN 100.	8057503
JUDO Insulation For model JFS DN 125.	8057504
JUDO Insulation For model JFS DN 150.	8057505
JUDO Insulation For model JFS DN 200.	8057506

Note: To ensure a correct cleaning, a shut off valve should be installed after the unit when flushing with system's water and at unit entry and exit when flushing with raw water via the integrated external connection. In that case a pipe separator is also required in the raw water supply line. We recommend here our filling unit JUDO HEIFI-FÜL PLUS with integrated type BA pipe separator (order number 8060080). A bypass may also be required for ongoing operation.

An X-ray inspection or test certificates are available at extra cost.



Type JFS

- ✓ **Protects**
from magnetite sludge, with hydrodynamically optimised air separation
- ✓ **Highly effective**
the iron sludge is deposited on large high-performance magnets and can be easily removed by rinsing after the magnets have been deactivated
- ✓ **Oxygen binding**
through integrated magnesium protective anode, binds off excess oxygen on the spot – without depot effect
- ✓ **Resource-saving**
Cleaning is carried out with the unit's own medium or with external medium via the integrated raw water connection
- ✓ **Optional thermal insulation**

Installation dimensions see page 90.



Type JMHB mini

- ✓ **Standard-compliant heating water quality** with softened water
- ✓ **Efficient and quickly ready for use** thanks to a fully-fledged, regenerable softening system for mobile use
- ✓ **Uncomplicated** Easy to handle, time-saving regeneration with ready-to-use brine
- ✓ **Practical** Completely pre-assembled and easy to transport

Installation dimensions see page 91.

JUDO JMHB mini

Mobile softening unit for heating filling



For direct filling of heating systems with partially or fully softened water.



For water up to 30 °C
Operating pressure range 3 – 6 bar

Scope of delivery: Mobile heating filling system consisting of JUDO pipe separator type BA, JUDOMAT single softening unit, regeneration takes place with ready-made brine, which is produced on site from fine salt, directly from the transport container; automatic blending fitting mounted on robust frame with lockable industrial castors, power supply (230 V/50 Hz) via connection cable (approx. 1.5 m) with plug.

Please read manufacturer's notes!

Type	JMHB mini
Pipe connection input / output	1" / 3/4"
Max. flow rate m³/h	1
Max. operating pressure bar	6
Min. flow pressure bar	3
Capacity °dH x m³	45
Salt consumption per regeneration kg	3.4
Order number	8390180

Consumables	Order number
JUDO Special regenerating salt for JMHB As fine salt in food quality, for the production of approx. 22 l of ready-to-use brine, packed in plastic containers of 6 kg each.	8395042
JUDO Spare parts set sieve insert 25 micron (0,025 mm) (packaging unit 2 pieces).	2080090

JUDO JMHB-RO mini

Mobile desalination unit for heating filling



For direct filling of heating systems with desalinated water.



For water up to 30 °C
Operating pressure range 3 – 6 bar


Scope of delivery: Prefabricated unit ready for operation, internally hydraulically piped and electrically wired, coated steel frame to accommodate the following assemblies: Fine filter 5 micron (0.005 mm), automatic raw water and discard valve, low-noise rotary pump, manometer for system pressure as well as pump operating pressure, polyamide winding module, flow rate display for permeate, water meter, system pressure switch and non-return valve in permeate line, overpressure switch, pressure switch for low water, conductivity measuring cell, rotating and lockable industrial rollers, electrical control including conductivity display as well as operating and fault display hose connection set including pipe separator type BA.

Please read manufacturer's notes!

Type	JMHB-RO mini
Permeate approx. l/h *	80 - 100
Permeate m³/day *	1.9 - 2.4
Raw water approx. l/h	300
Permeate back pressure bar	1 - 6
Salt retention %	> 98
Power supply V/Hz	230/50
Power consumption kW	0.25
Height x width x depth mm	924 x 356 x 389
Raw water connection mm	DN 20
Permeate connection mm	DN 20
Concentrate connection mm	DN 20
Order number	8470049

Consumables	Order number
JUDO Activated carbon filter cartridge JFK-AK 5 - 9¾" Length 9¾", filter mesh 5 micron.	2470093
JUDO Polypropylene filter cartridge JFK-PP 5 - 9¾" Length 9¾", filter mesh 5 micron.	2470095

For the preservation of the membrane elements (for downtimes ≥ 3 days)	Order number
JUDO dosing device JKON-D Hand pump with 5 litre stainless steel pressure vessel, for filling a mobile JUDO reverse osmosis unit (JMHB-RO) with preservation solution (JKON-RO) to bridge downtimes.	8470050
JUDO Preserving powder JKON-RO Powder for the preparation of a preservation solution for JUDO reverse osmosis unit, enough for approx. 10 applications.	8839170

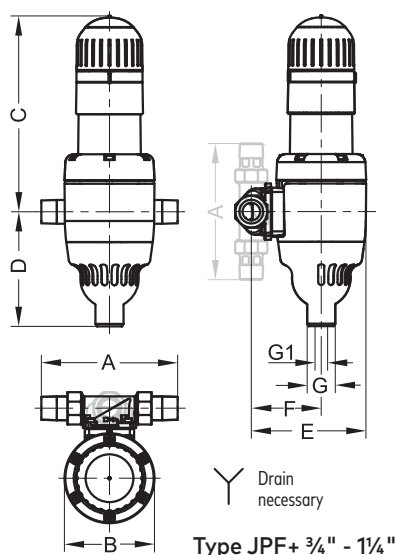


Type JMHB-RO mini

- ✓ **Standard-compliant heating water quality**
with desalinated water
- ✓ **Efficient and quickly ready for use**
through fully mobile reverse osmosis system
- ✓ **Uncomplicated**
Requires neither the exchange of resin containers nor regenerations
- ✓ **Practical**
Completely pre-assembled and easy to transport

Installation dimensions see page 91.

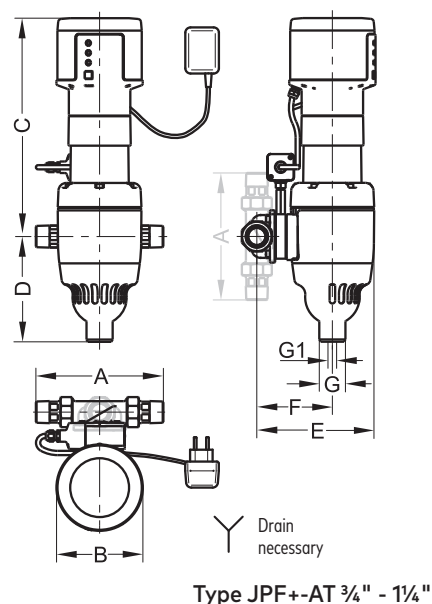
* depending on permeate back pressure, for raw water TDS 500 ppm.



JUDO PROFI-PLUS 3/4" - 2" (see page 19)

Backwash protective sediment filter manual version

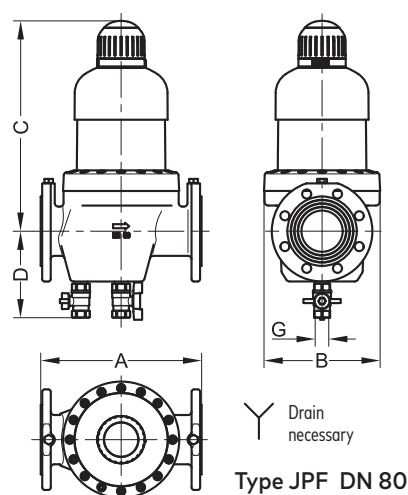
Dimensions in mm	JPF+	JPF+	JPF+	JPF	JPF
Pipe connection	3/4"	1"	1 1/4"	1 1/2"	2"
A Installation length	180	195	230	252	280
B Unit depth	130	130	130	158	158
C Height above the pipe middle	280	280	280	348	348
D Height below the pipe middle	165	165	165	84	84
E Installation depth up to the pipe middle	165	165	170	207	215
F Waste water connection up to the pipe middle	100	100	105	128	136
G Waste water nominal diameter	40	40	40	20	20
G1 Waste water nominal diameter (alternative)	14	14	14	-	-
Order number	8010072	8010073	8010074	8010213	8010214



JUDO PROFIMAT-PLUS-AT/ATP 3/4" - 2" (see page 20/21)

Automatic backwash protective sediment filter (time controlled/ time and differential pressure controlled)

Dimensions in mm	JPF+-AT/ATP	JPF+-AT/ATP	JPF+-AT/ATP	JPF+-AT/ATP	JPF+-AT/ATP
Pipe connection	3/4"	1"	1 1/4"	1 1/2"	2"
A Installation length	180	195	230	252	280
B Unit depth	133	133	133	158	158
C Height above the pipe middle	335	335	335	407	407
D Height below the pipe middle	165	165	165	84	84
E Installation depth up to the pipe middle	164/181	164/181	164/181	207/227	215/235
F Waste water connection up to the pipe middle	100/117	100/117	105/117	128/148	135/156
G Waste water nominal diameter	40	40	40	20	20
G1 Waste water nominal diameter (alternative)	14	14	14	-	-
Order number AT	8020104	8020105	8020106	8307012	8307013
Order number ATP	8020107	8020108	8020109	8020069	8020073



JUDO PROFI DN 65 - 200 (see page 23)

Backwash protective sediment filter

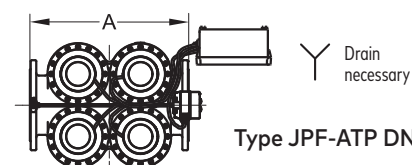
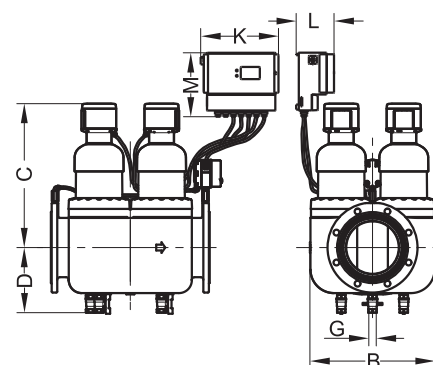
Dimensions in mm	JPF	JPF	JPF	JPF	JPF	JPF
Pipe connection	DN 65	DN 80	DN 100	DN 125	DN 150	DN 200
A Installation length	240	320	320	560	560	600
B Unit depth	185	231	231	250	474	474
C Height above the pipe middle	350	419	426	446	469	485
D Height below the pipe middle	163	172	182	197	215	246
G Waste water nominal diameter	3/4" IG	3/4" IG	3/4" IG	3/4"	3/4"	3/4"
Order number	8010215	8010216	8010217	8290025	8290026	8290027

JUDO PROFIMAT-AT/ATP DN 65 - 200

(see page 24/25)

Automatic backwash protective sediment filter
(time controlled/ time and differential pressure controlled)

Dimensions in mm	JPF-AT/ATP	JPF-AT/ATP	JPF-AT/ATP	JPF-ATP	JPF-ATP	JPF-ATP
Pipe connection	DN 65	DN 80	DN 100	DN 125	DN 150	DN 200
A Installation length	240	320	320	560	560	600
B Unit depth	185	231	231	250	470	470
C Height above the pipe middle	414	478	487	505	525	535
D Height below the pipe middle	163	172	182	197	215	246
G Waste water nominal diameter	¾"	¾"	¾"	¾"	¾"	¾"
K	-	-	-	257	257	257
L	-	-	-	218	218	218
M	-	-	-	214	214	214
Order number AT	8307014	8020033	8020034	-	-	-
Order number ATP	8020038	8020039	8020040	8320025	8320026	8320027

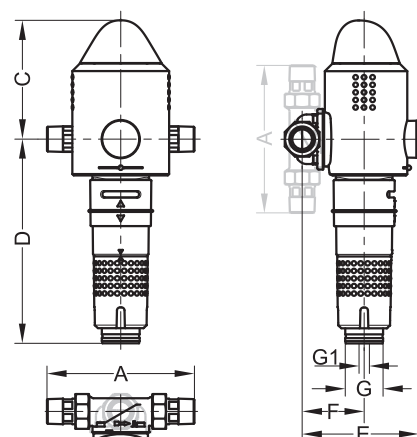


Type JPF-ATP DN 200

JUDO Bioquell®-FILT BP ¾" - 2"

Backwash protective sediment filter with pressure regulation

Dimensions in mm	Bioquell®-FILT BP	Bioquell®-FILT BP	Bioquell®-FILT BP	Bioquell®-FILT BP	Bioquell®-FILT BP
Pipe connection	¾"	1"	1½"	1½"	2"
A Installation length	180	195	230	301	335
A1 Length on infeed side	-	-	-	175	195
B Unit depth	130	130	130	108	108
C Height above the pipe middle	158	158	158	181	181
D Height below the pipe middle	270	270	270	356	356
E Installation depth up to the pipe middle	155	155	160	212	220
F Waste water connection up to the pipe middle	82	82	87	118	126
G Waste water nominal diameter	50	50	50	50	50
G1 Waste water nominal diameter (alternative)	13	13	13	13	13
Order number	8170325	8170326	8170327	8170328	8170329



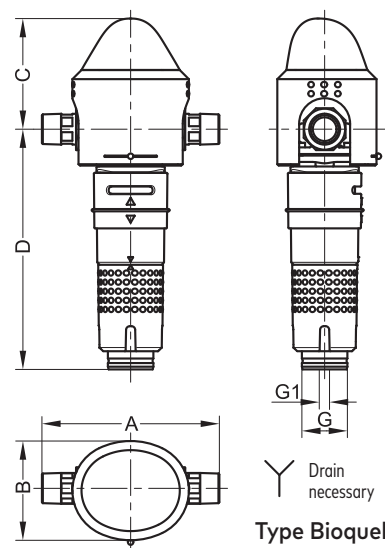
Drain necessary

Type Bioquell®-FILT BP ¾" - 1½"

JUDO Bioquell®-FILT B ¾" - 2"

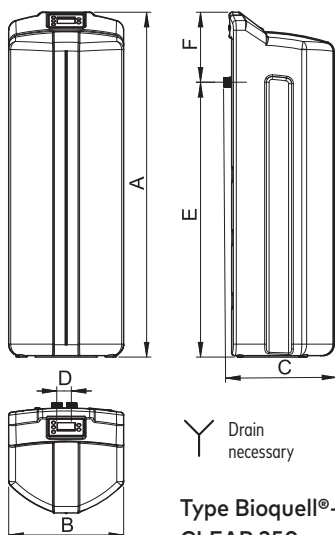
Backwash protective sediment filter

Dimensions in mm	Bioquell®-FILT B	Bioquell®-FILT B	Bioquell®-FILT B	Bioquell®-FILT B	Bioquell®-FILT B
Pipe connection	¾"	1"	1½"	1½"	2"
A Installation length	180	195	230	252	280
B Unit depth	115	115	115	114	114
C Height above the pipe middle	122	122	117	33	40
D Height below the pipe middle	264	264	269	336	344
G Waste water nominal diameter	50	50	50	50	50
G1 Waste water nominal diameter (alternative)	13	13	13	13	13
Order number	8070710	8070711	8070712	8070713	8070714



Drain necessary

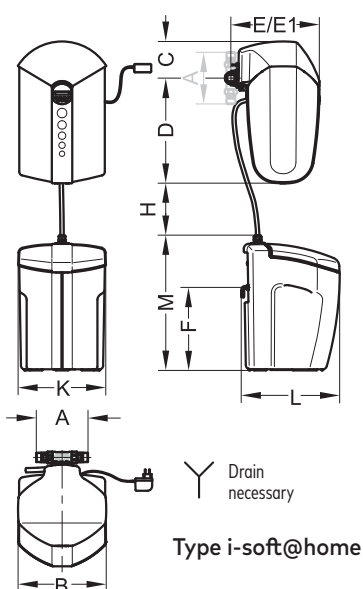
Type Bioquell®-FILT B ¾" - 1½"



JUDO Bioquell®-CLEAR (see page 31)

The whole house purifier

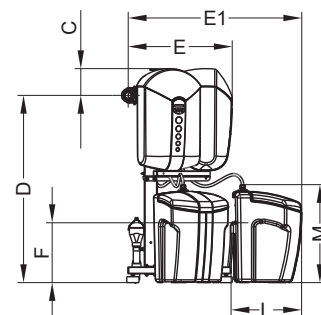
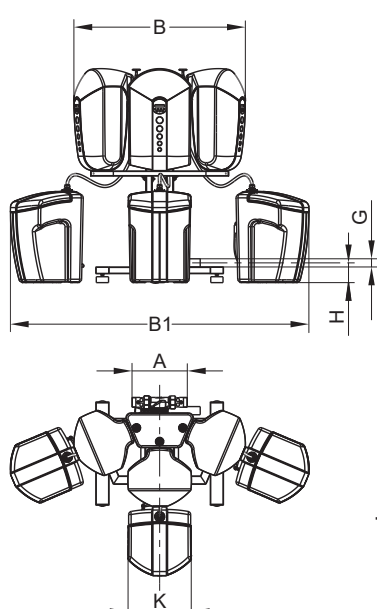
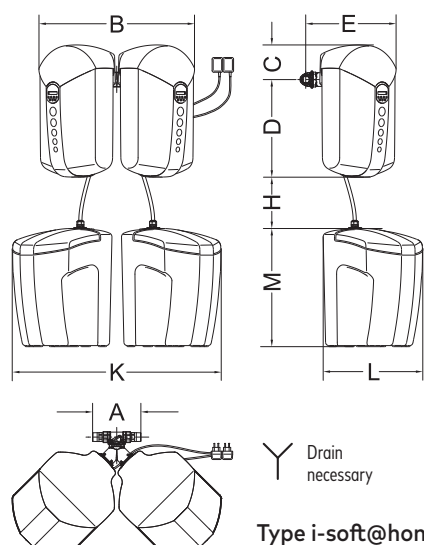
Dimensions in mm	Bioquell®-CLEAR 75	Bioquell®-CLEAR 120	Bioquell®-CLEAR 150	Bioquell®-CLEAR 250
Pipe connection	¾"	¾"	1"	1"
A Installation height	550	550	1.200	1.200
B Device width	215	259	400	400
C Installation depth up to the pipe	270	301	387	387
D Installation width on pipe	51	51	51	51
E Height below the pipe middle	435	435	957	957
F Height above the pipe middle	115	115	244	244
Order number	8200385	8200386	8200387	8200388



JUDO i-soft@home (see page 43)

Fully automatic water softening unit

Dimensions in mm	i-soft@home	i-soft@home 5	i-soft@home 7.5
Pipe connection	1"	1½"	2"
A Installation length (rotary flange)	195	230	338
B Device width	390	735	1.049
C Height above the pipe middle	165	165	164
D Height below the pipe middle	465	465	1.145
E Installation depth up to the pipe	385	495	636
E1 Installation depth up to the pipe	450	-	-
F Height of the overflow connection	370	-	366
H Minimum separation between water softening system and salt reservoir	240	240	-
K Width of the salt reservoir	390	990	390
L Depth of salt reservoir with overflow	435	475	435
M Height of the salt reservoir	600	560	600
Order number	8203040	8203041	8203045



JUDO QUICKSOFT-P Water softening unit (see page 48)

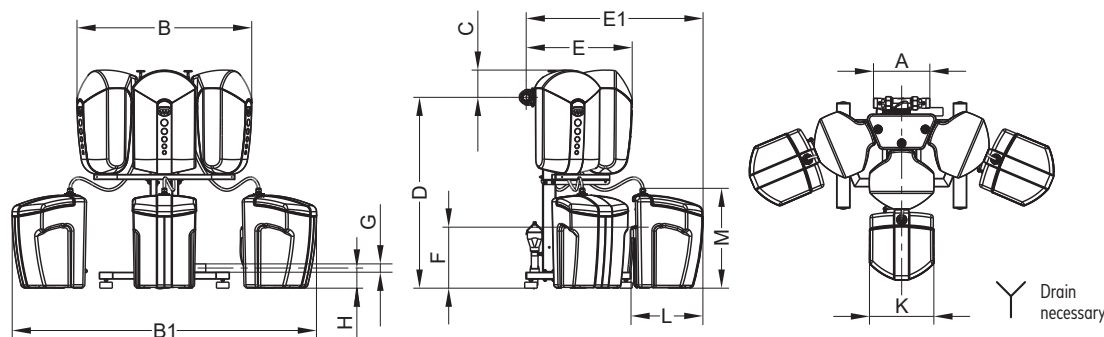
JUDO QUICKSOFT MEGA 4 (see page 50)

JUDO QUICKSOFT MEGA 6 (see page 51)

Softening unit for building services

Dimensions in mm	JQS-P	JQS M 4	JQS M 6
Pipe connection	1"	1½"	1½"
A Longueur de montage	195	230	306
B Largeur de l'appareil	390	735	1.050
B1	-	-	env. 1.800
C Hauteur au-dessus du milieu du tube	165	165	162
D Hauteur au-dessous du milieu du tube	465	465	1.145
E Profondeur de montage jusqu'au milieu du tube	385	495	629
E1 Profondeur de montage jusqu'au milieu du tuyau avec JQX	450	-	env. 1.000
F Hauteur du raccord de trop-plein	370	-	366
G	-	-	50
H Distance minimale entre la station d'adoucissement et le réservoir à sel	240	240	121
K Largeur du réservoir à sel	390	990	390
L Profondeur du réservoir à sel avec trop-plein	435	475	435
M Hauteur du réservoir à sel	600	560	600
Order number	8203523	8200367	8203525

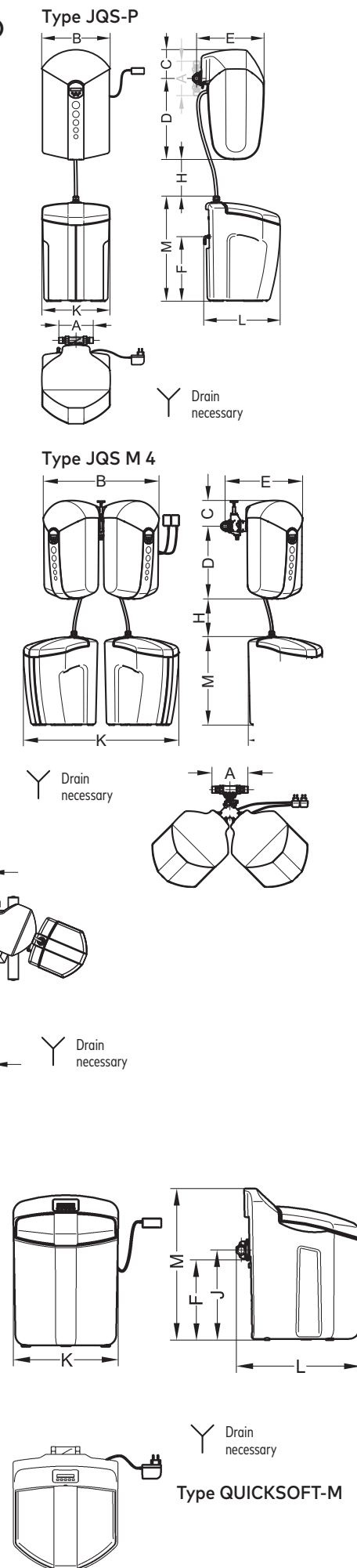
Type JQS M 6

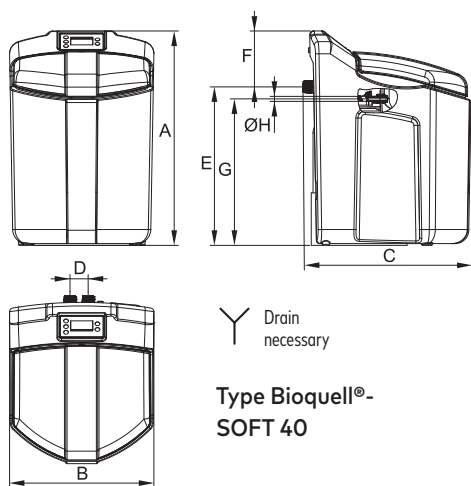


JUDO QUICKSOFT-M (see page 49)

Floor standing softening unit

Dimensions in mm	JQS-M
Pipe connection	1"
F Height of the overflow connection	310
J Height of the rotary flange fitting	345
K Width of the water softening system	405
L Depth of the water softening system	480
M Height of the water softening system	580
Order number	8203522

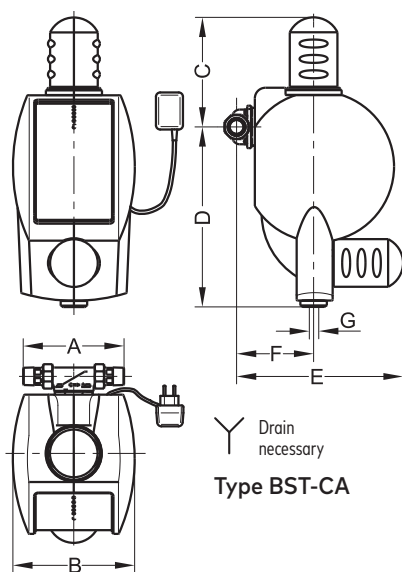




JUDO Bioquell®-SOFT 15 - 100 (see page 56/57)

Water softening unit

Dimensions in mm	Bioquell®-SOFT 15	Bioquell®-SOFT 40	Bioquell®-SOFT 65	Bioquell®-SOFT 100
Pipe connection	¾"	¾"	1"	1"
A Installation height	545	600	1.200	1.200
B Device width	287	404	404	404
C Installation depth up to the pipe	444	470	475	475
D Installation width on pipe	51	51	51	51
E Height below the pipe middle	404	444	953	953
F Height above the pipe middle	142	157	248	248
G Height of the overflow connection	285	410	635	635
Ø H Overflow connection	13	14	14	14
Order number	8200375	8200377	8200378	8200379



JUDO BIostat-COMBIMAT BST-CA 15 - 25

Descaling (see page 60)

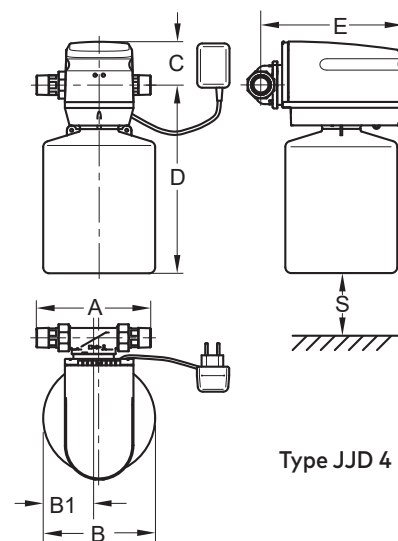
Dimensions in mm	BST-CA 15	BST-CA 25
Pipe connection	¾"	1"
A Installation length	180	195
B Unit width	230	230
C Height above pipe centre	210	210
D Height below pipe centre	340	340
E Depth to pipe centre without JQX */ with JQX *	320/385	320/385
F Centre of flushing water connection to pipe centre without JQX */ with JQX *	150/215	150/215
G Dimension of flushing water connection	15	15
Order number	8210411	8210412

* optional JUDO bypass valve

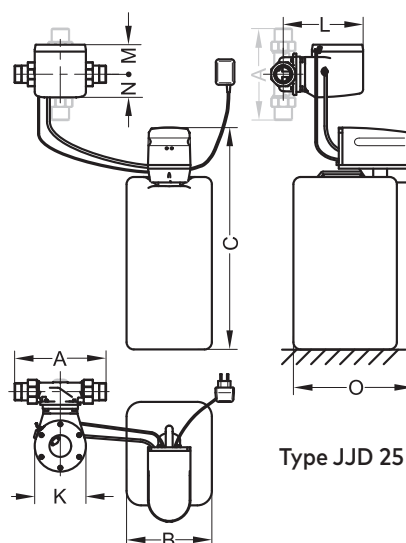
JULDOS 4 - 25 (see page 63)

Dosing unit

Dimensions in mm	JJD 4	JJD 10	JJD 25
Pipe connection	1"	1¼"	1½"
A Installation length	195	230	252
B Unit width	195	235	235
B1 Depth to flange centre	90	-	-
C Height of unit above pipe center, alt Height of unit	75	590	590
D Height of unit below pipe center	330	-	-
E Installation length to pipe centre	245	-	-
K Radius water meter	90	90	145
K1 Water meter radius to flange centre	40	40	-
L Water meter depth to pipe centre	145	150	220
M Water meter height above pipe centre	60	60	85
N Depth of water meter below pipe centre	50	50	65
O Total unit width	210	330	330
P Length of tubing	1.400	1.400	1.400
S Min residual height for servicing	280	-	-
Order number	8309075	8309076	8309077



Type JJD 4

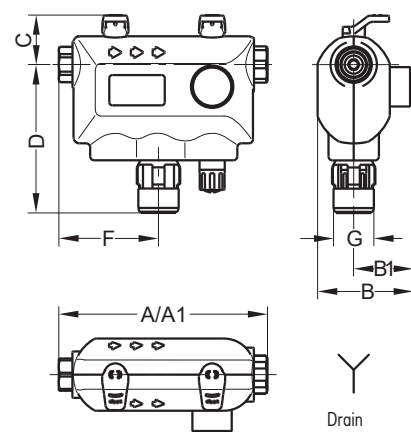


Type JJD 25

JUDO HEIFI-FÜL PLUS (see page 67)

Filling valve with integrated pipe separator and pressure regulator

Dimensions in mm	JHF-F PLUS
Pipe connection	¾"
A Installation length with screw connections	202
A1 Installation length without screw connections	146
B Unit width	96
B1 Width pipe centre to front edge of unit	60
C Height above the pipe middle	49
D Height below the pipe middle	148
F Inlet side to centre of waste water connection	99
G Nominal width waste water	40
Order number	8060080



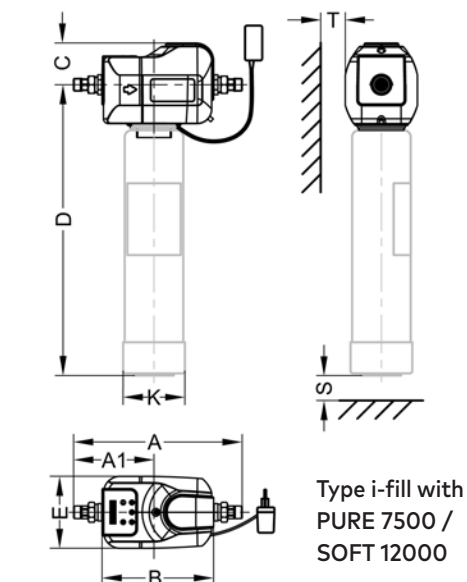
Type JHF-F PLUS

Drain
necessary

JUDO i-fill and i-fill plus (see page 69)

Intelligent filling system

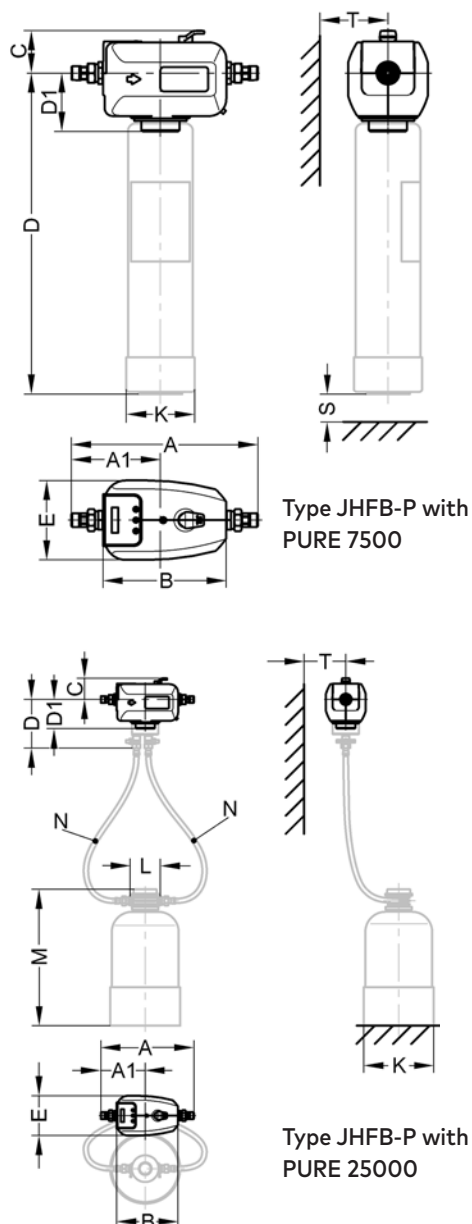
Dimensions in mm	i-fill	i-fill plus
Pipe connection	¾"	¾"
A Installation length	351	541
A1 Length of inlet to centre of resin cartridge connection	168	359
B Unit width	232	469
C Height above pipe centre	87	87
D Height below pipe centre	605	605
E Unit depth	150	150
K Container diameter	129	129
N Hose length	-	-
S Floor distance min.	25	25
T Wall distance to rear min.	50	50
Order number	8068026	8068025



JUDO HEIFI Filling system PURE (see page 70)

Desalination unit

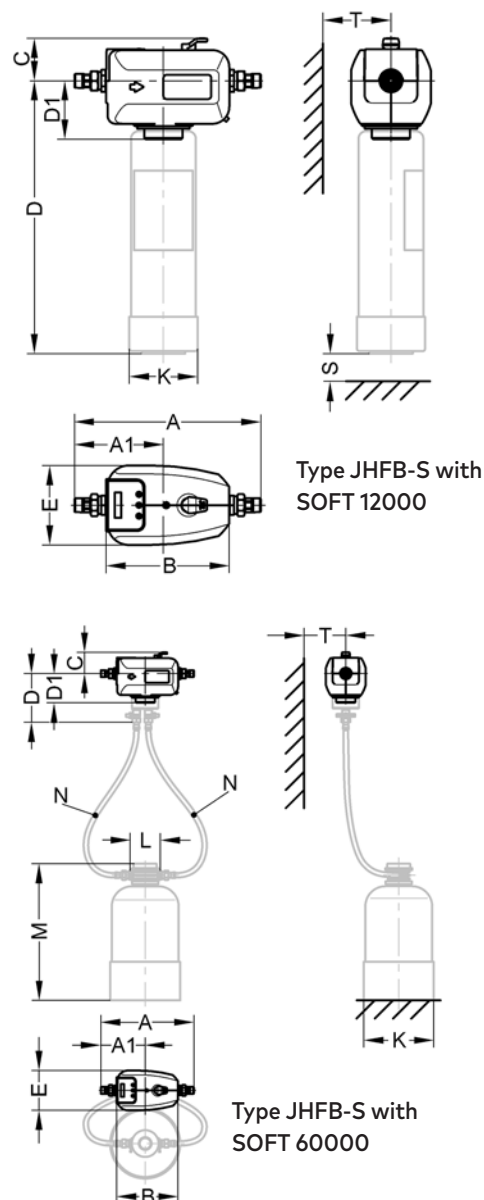
Dimensions in mm	JHFB-P with PURE 7500	JHFB-P with PURE 25000
A Installation length	351	351
A1 Length of inlet to centre of resin cartridge connection	168	168
B Unit width	232	232
C Height above pipe centre	81	81
D Height below pipe centre	605	179
D1 Height below pipe centre	110	110
E Unit depth	150	150
K Container diameter	129	264
L Container Installation length	-	115
M Container Height	-	515
N Hose length	-	1.000
S Floor distance min.	25	-
T Wall distance to rear min.	125	125
Order number JHFB-P	8068536	8068536
Order number cartridge 7500 / 25000	8068019	8068531



JUDO HEIFI Filling system SOFT (see page 71)

Softening unit

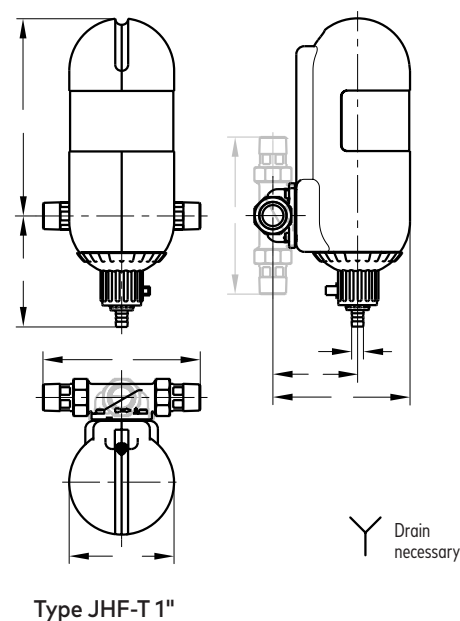
Dimensions in mm	JHFB-S with PURE 12000	JHFB-S with PURE 60000
A Installation length	351	351
A1 Length of inlet to centre of resin cartridge connection	168	168
B Unit width	232	232
C Height above pipe centre	81	81
D Height below pipe centre	514	179
D1 Height below pipe centre	110	110
E Unit depth	150	150
K Container diameter	129	264
L Container Installation length	-	115
M Container Height	-	515
N Hose length	-	1.000
S Floor distance min.	25	-
T Wall distance to rear min.	125	125
Order number JHFB-S	8068535	8068535
Order number cartridge 12000 / 60000	8068018	8068530

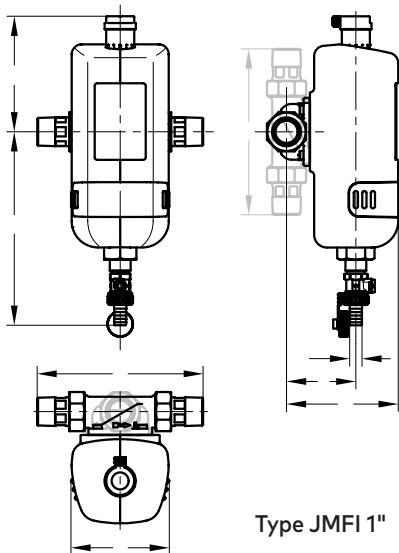


JUDO HEIFI-TOP 3/4" - 2" (see page 77)

Backwashable filter with deaeration feature

Dimensions in mm	JHF-T	JHF-T	JHF-T	JHF-T	JHF-T
Pipe connection	3/4"	1"	1 1/4"	1 1/2"	2"
A Installation length	180	195	230	252	280
B Unit width	130	130	130	342	342
C Height above pipe centre	245	245	245	245	245
D Height below pipe centre	138	138	138	138	138
E Installation depth to pipe centre	170	170	175	234	242
F Inlet side to centre of waste water connection	105	105	110	169	177
G Nominal width waste water	15	15	15	15	15
Order number	8060030	8060031	8060032	8060033	8060034



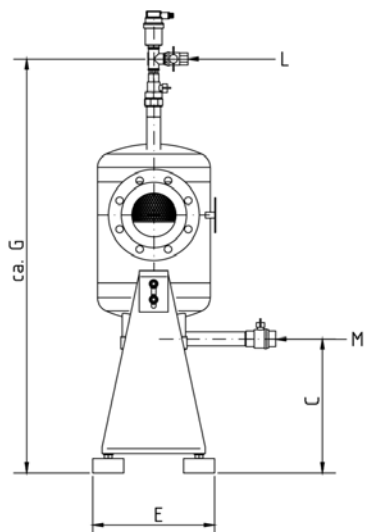
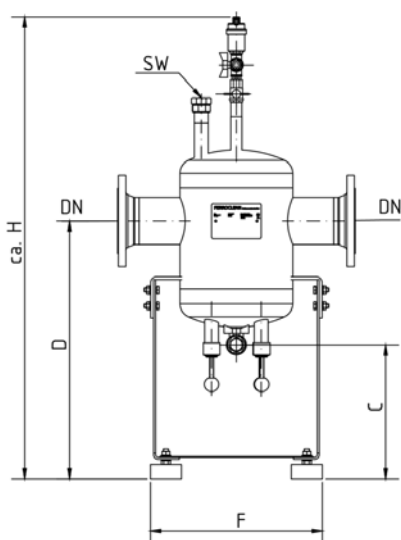


Type JMFI 1"

JUDO MAFI 3/4" - 2" (see page 78)

Magnetite filter

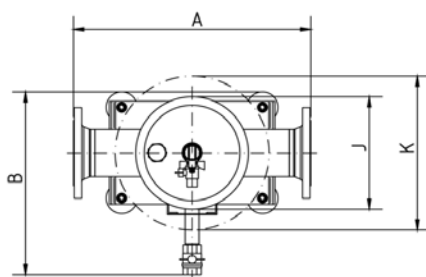
Dimensions in mm	JMFI	JMFI	JMFI	JMFI
Pipe connection	3/4"	1"	1 1/4"	1 1/2"
A Installation length	180	195	230	252
B Unit width	116	116	116	296
C Height above pipe centre	141	141	141	141
D Height below pipe centre	227	227	227	227
E Installation depth to pipe centre	131	131	136	209
F Inlet side to centre of waste water connection	82	82	87	151
F1 Distance between waste water connection centres	-	-	-	180
G Nominal width waste water	15	15	15	15
Order number	8060098	8060099	8060100	8060101



JUDO FERROCLEAN DN 65 - 200 (see page 79)

Sludge separator with deaeration system

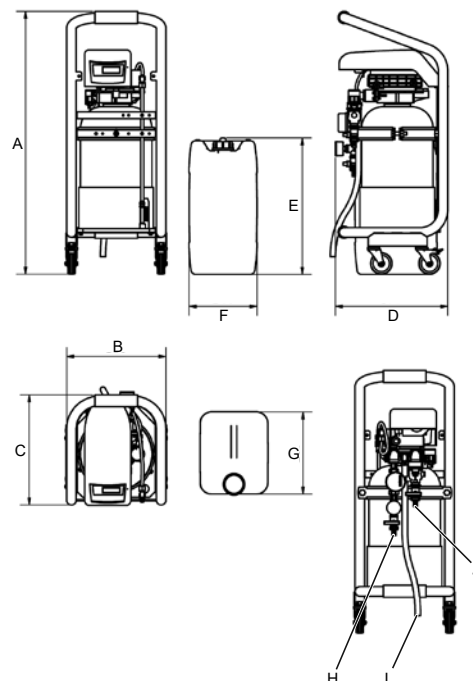
Dimensions in mm	JFS DN 65	JFS DN 80	JFS DN 100	JFS DN 125	JFS DN 150	JFS DN 200
Pipe connection mm	DN 65	DN 80	DN 100	DN 125	DN 150	DN 200
A	575	575	575	575	575	575
B	435	435	435	435	435	435
C	349	349	349	349	349	349
D	649	649	649	649	649	649
E	295	295	295	295	295	295
F	416	416	416	416	416	416
G	1.026	1.026	1.026	1.026	1.026	1.026
H	1.143	1.143	1.143	1.143	1.143	1.143
I	500	500	500	500	500	500
J	273	273	273	273	273	273
K	373	373	373	373	373	373
L Flush water inlet	IG 1/2"	IG 1/2"	IG 1/2"	IG 1/2"	IG 1/2"	IG 1/2"
M Sludge	IG 1"	IG 1"	IG 1"	IG 1"	IG 1"	IG 1"
Order number	8055050	8055051	8055052	8055053	8055054	8055055



JUDO JMHB mini (see page 80)

Mobile softening unit for heating filling

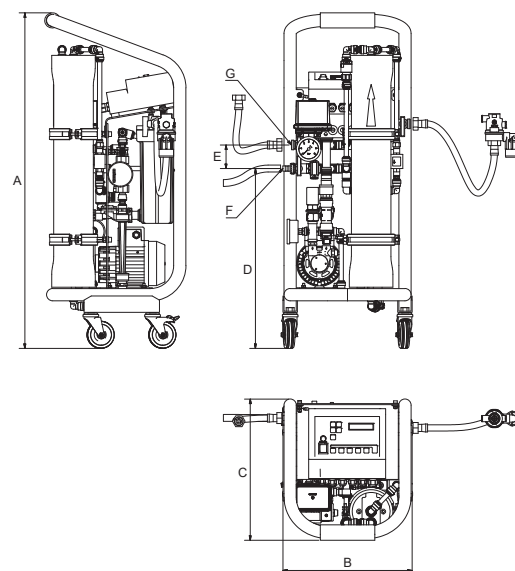
Dimensions in mm		JMHB mini
Pipe connection input / output		1" / 3/4"
A Unit height		925
B Unit width		350
C Depth unit frame		387
D Unit depth		397
E Height container		480
F Width container		240
G Depth container		289
H Nominal width outlet soft water		1/2"
I Nominal width outlet backwash water		1/2"
J Nominal width inlet raw water		1/2"
Order number		8390180



JUDO JMHB-RO mini (see page 81)

Mobile desalination unit for heating filling

Dimensions in mm		JMHB-RO mini
A Unit height		924
B Unit width		356
C Unit depth		389
D Concentrate outlet height		495.5
E Distance between concentrate and permeate outlets		65
F Permeate outlet with judo armored hose		3/4"
G Concentrate outlet with judo hose		3/4"
Order number		8470049



Conversions

Pressure			
		bar	psi
Bar	1 bar =	1	14.5
Pound per square inch	1 psi =	0.069	1

Length			
		cm	inch
Centimeter	1 cm =	1	0.39
Inch	1 inch =	2.54	1

Flow			
		m³/h	GPM
Cubic meters per hour	1 m³/h =	1	4.4
Gallons per minute	1 GPM =	0.227	1

Weight			
		kg	lb
Kilogram	1 kg =	1	2.2
Pound	1 lb =	0.45	1

Hardness							
		°dH	°e	°f	ppm	gpg	meq/l
German Degrees	1 °dH =	1	1.253	1.78	17.8	1.04	0.375
English Degrees	1 °e =	0.798	1	1.43	14.3	0.83	0.286
French Degrees	1 °f =	0.56	0.702	1	10	0.58	0.2
ppm CaCO ₃	1 ppm =	0.056	0.07	0.1	1	0.058	0.02
grains per gallon	1 gpg	0.94	1.3	1.86	18.52	1	0.36
meq per litre	1 meq/l	2.8	3.5	5	50	2.9	1
mmol per litre	1 mmol/l	5.6	7.0	10	100	5.8	2

GENERAL TERMS AND CONDITIONS OF SALE

valid from June 2018

These terms and conditions of sale are valid for all transactions with JUDO Wasseraufbereitung GmbH. Any digression or alterations to these terms are valid only subject to prior consent in writing by JUDO Wasseraufbereitung GmbH.

1. Quotations

- 1.1. All offers from JUDO Wasseraufbereitung GmbH shall be subject to change and non-binding unless they are expressly designated as binding offers.
- 1.2. Pictures, drawings, performance and other technical material shall be representative and may not reflect, in detail, actual items quoted.
All drawings and all technical documentation are expressly the copy right and property of JUDO Wasseraufbereitung GmbH. These documents as well as quotations may not be shared with any third party, especially if they are of direct or indirect competition of us. Drawings and/or any further documentation that belong to quotations shall be returned immediately to us in case of the non-conclusion of a sales contract, or upon request from us.
- 1.3. Orders shall not become binding unless they have been confirmed by JUDO Wasseraufbereitung GmbH by means of a written order confirmation. To the extent that order confirmations contain obvious errors, misspelling or calculation mistakes, it shall not be binding upon JUDO.

2. Delivery; Delivery period

- 2.1. Unless expressly otherwise agreed, delivery shall be "ex works" (EXW, as defined by Incoterms®2020).
- 2.2. The delivery time mentioned by us is understood to be indicative, and shall not be binding. Any delay in delivery shall not entitle the customer to rescind the contract with JUDO Wasseraufbereitung GmbH.
- 2.3. The delivery period shall commence when JUDO Wasseraufbereitung GmbH dispatches the order confirmation and shall be deemed met if, by the time the delivery period expires, JUDO has made the goods available at the place of delivery.
- 2.4. If the failure to comply with delivery periods is due to force majeure and other obstacles for which JUDO Wasseraufbereitung GmbH is not responsible, such as war, terrorist attacks, or an import and export restrictions, including obstacles that affect any of JUDO's suppliers, the agreed delivery periods shall be extended for the duration of the existence of such obstacles.
- 2.5. JUDO Wasseraufbereitung GmbH shall be entitled to effect partial deliveries.
- 2.6. The customer shall be obliged to examine the goods upon delivery for externally visible damage, and report the damage, if any, to the transport company which carries out the delivery and ask the latter for an according confirmation in writing. If the customer fails to comply with this obligation, it shall be liable to compensate JUDO Wasseraufbereitung GmbH for any damage suffered as a result of such failure.

3. Prices

- 3.1. Unless specifically otherwise agreed, all prices are EXW (Incoterms®2020), excluding packing. In case of a sale including shipment, the customer shall bear the transportation costs and, where applicable, the cost of the transport insurance requested by the client.
- 3.2. Orders, for which prices have not been expressly agreed upon, shall be invoiced at the gross prices (in EURO) and according to the discount scheme which is valid at the time of delivery.

4. Transfer of risk

The risk of accidental loss or destruction of accidental deterioration of the goods shall pass to the customer as soon as JUDO Wasseraufbereitung GmbH has made the goods available at the place of delivery. All deliveries, including any possible return Consignment, are being transported at customer's risk.

5. Return of goods

No return of goods is authorized, unless expressly accepted by JUDO Wasseraufbereitung GmbH, and according to the conditions defined by JUDO Wasseraufbereitung GmbH.

6. Terms of payment

- 6.1. Unless otherwise agreed in writing, the purchase price plus the cost of the packaging, freight and insurance, where applicable, shall be payable without any deduction and free of charge within 30 days from the receipt of the invoice, by transfer to the bank account of JUDO Wasseraufbereitung GmbH the details of which have been stated in the invoice. The deduction of a discount for prompt payment must be agreed in writing.
- 6.2. JUDO Wasseraufbereitung GmbH is entitled to make deliveries against payment in advance, and according to the conditions mentioned in the order confirmation only.

7. Retention of title

- 7.1. The goods supplied shall remain JUDO Wasseraufbereitung GmbH property until they have been paid for in full.
- 7.2. The goods supplied shall remain JUDO Wasseraufbereitung GmbH property until all claims arising from the business relationship between the customer and JUDO Wasseraufbereitung GmbH have been paid in full.
The customer shall be obliged to handle the goods which are subject to this retention-of-title clause with due care for as long as title is retained. In particular, the customer shall be obliged to sufficiently insure the goods at the customer's own expenses at their replacement value against damage by fire, water and theft.
The customer shall have the right, subject to revocation, to sell the goods which are subject to this retention-of-title clause in the ordinary course of business. The customer shall have no right to pledge the goods which are subject to this retention-of-title clause, to transfer them by way of security, or to make any other dispositions that may jeopardize the ownership of JUDO Wasseraufbereitung GmbH. In case of attachments, or other encroachments by third parties, the customer must notify JUDO Wasseraufbereitung GmbH without undue delay in writing and provide all the information needed, advise the third party of JUDO Wasseraufbereitung GmbH's property rights, and assist them with any measures taken by JUDO Wasseraufbereitung GmbH to protect the goods which are subject to this retention-of title clause.

8. Warranty

- 8.1. The customer's right arising from defects shall be contingent upon the customer performing its statutory obligations to inspect and give notice for defects, in particular, upon the customer inspecting all goods supplied without undue delay upon receipt and giving JUDO Wasseraufbereitung GmbH without undue delay written notice of any obvious defects and of defects that could be identified during such inspection. The customer must provide JUDO Wasseraufbereitung GmbH with written notice of any hidden defects latest within 8 days after such defects have been discovered. If the customer fails to carry out a proper inspection and/or give notice of defects within 8 days, JUDO Wasseraufbereitung GmbH shall not be liable for the defect. When giving JUDO Wasseraufbereitung GmbH notice of the defects, the customer must provide a written description of the defects.
- 8.2. Should the goods be determined defective, JUDO Wasseraufbereitung GmbH may remedy the defects, or at its option, deliver goods which are free from defects.

9. Exclusion of warranty

The present warranty shall not apply:

- If the technical requirements or the use of the products are not strictly respected, according to the installation and operating instructions
- In case of the modification in the water composition or in the conditions of use of the device
- In the case of exceeding the maximum capacity of the device, or, on a general note, in the case that the products are not used according to the indicated instructions of use of the manufacturer.
- In the case of the use of chemical products, or products of filtration etc. which are not recommended by JUDO Wasseraufbereitung GmbH
- The warranty is not applicable for parts subject to tear and wear
The statutory warranty period is applicable.

10. Governing law; place of jurisdiction

The legal relations between the customer and JUDO Wasseraufbereitung GmbH shall be governed by the law of the Federal Republic of Germany.

The United Nation's Unified Regulations of the Sale of Goods – CISG – shall be expressly excluded.

The place of jurisdiction is Winnenden, Germany.

11. Miscellaneous

Any transfer or assignment of rights and obligations of the customer to third parties shall require the written consent of JUDO Wasseraufbereitung GmbH.

The place of performance for all obligations that are to be performed by the customer and by JUDO Wasseraufbereitung GmbH shall be in JUDO Wasseraufbereitung GmbH's registered office.

12. Data Privacy Statement

Our present Data Privacy Statement is located at: <https://judo.eu/en/data-protection/>

Order number	Designation	Page
2050315	JUDO Magnesium anode	79
2080090	JUDO Spare parts set	80
2170666	JUDO FILT-A, automatic upgrade unit	28
2200717	JUDO potential-free signal cable for errors relay, 10 metres	36
2202015	JUDO Bioquell bypass valve	31
2202018	JUDO Bioquell disinfection device	56
2202271	JUDO Connectivity-Module	36
2470093	JUDO Activated carbon filter cartridge JFK-AK 5 - 9¼"	81
2470095	JUDO Polypropylene filter cartridge JFK-PP 5 - 9¼"	81
2470115	JUDO RO membrane cartridge	65
2470116	JUDO dual filter cartridge	65
2470119	JUDO replacement cartridges	65
8010038	JUDO PROFI DN 80, 320 micron	23
8010039	JUDO PROFI DN 80, 500 micron	23
8010040	JUDO PROFI DN 100, 320 micron	23
8010041	JUDO PROFI DN 100, 500 micron	23
8010042	JUDO PROFI DN 125, 320 micron	23
8010043	JUDO PROFI DN 125, 500 micron	23
8010044	JUDO PROFI DN 150, 320 micron	23
8010045	JUDO PROFI DN 150, 500 micron	23
8010046	JUDO PROFI DN 200, 320 micron	23
8010047	JUDO PROFI DN 200, 500 micron	23
8010060	JUDO PROFI DN 80, 30 micron	23
8010061	JUDO PROFI DN 100, 30 micron	23
8010072	JUDO PROFI-PLUS ¾" 100 micron	19
8010073	JUDO PROFI-PLUS 1" 100 micron	19
8010074	JUDO PROFI-PLUS 1¼" 100 micron	19
8010075	JUDO PROFI-PLUS ¾" 30 micron	19
8010076	JUDO PROFI-PLUS 1" 30 micron	19
8010077	JUDO PROFI-PLUS 1¼" 30 micron	19
8010078	JUDO PROFI-PLUS ¾" 320 micron	19
8010079	JUDO PROFI-PLUS 1" 320 micron	19
8010080	JUDO PROFI-PLUS 1¼" 320 micron	19
8010081	JUDO PROFI-PLUS ¾" 500 micron	19
8010082	JUDO PROFI-PLUS 1" 500 micron	19
8010083	JUDO PROFI-PLUS 1¼" 500 micron	19
8010213	JUDO PROFI-PLUS 1½" 100 micron	19
8010214	JUDO PROFI-PLUS 2" 100 micron	19
8010215	JUDO PROFI DN 65, 100 micron	23
8010216	JUDO PROFI DN 80, 100 micron	23
8010217	JUDO PROFI DN 100, 100 micron	23
8015002	JUDO PROFI-PLUS 1½" 30 micron	19
8015003	JUDO PROFI-PLUS 1½" 320 micron	19
8015004	JUDO PROFI-PLUS 1½" 500 micron	19

Order number	Designation	Page
8015012	JUDO PROFI-PLUS 2" 30 micron	19
8015013	JUDO PROFI-PLUS 2" 30 micron	19
8015014	JUDO PROFI-PLUS 2" 30 micron	19
8015022	JUDO PROFI DN 65, 30 micron	23
8015023	JUDO PROFI DN 65, 320 micron	23
8015024	JUDO PROFI DN 65, 500 micron	23
8020033	JUDO PROFIMAT-AT DN 80, 100 micron	24
8020034	JUDO PROFIMAT-AT DN 100, 100 micron	24
8020038	JUDO PROFIMAT-ATP DN 65, 100 micron	25
8020039	JUDO PROFIMAT-ATP DN 80, 100 micron	25
8020040	JUDO PROFIMAT-ATP DN 100, 100 micron	25
8020041	JUDO PROFIMAT-AT DN 80, 320 micron	24
8020042	JUDO PROFIMAT-AT DN 80, 500 micron	24
8020043	JUDO PROFIMAT-AT DN 100, 320 micron	24
8020044	JUDO PROFIMAT-AT DN 100, 500 micron	24
8020045	JUDO PROFIMAT-ATP DN 65, 320 micron	25
8020046	JUDO PROFIMAT-ATP DN 65, 500 micron	25
8020047	JUDO PROFIMAT-ATP DN 80, 320 micron	25
8020048	JUDO PROFIMAT-ATP DN 80, 500 micron	25
8020049	JUDO PROFIMAT-ATP DN 100, 320 micron	25
8020050	JUDO PROFIMAT-ATP DN 100, 500 micron	25
8020051	JUDO PROFIMAT-ATP DN 125, 320 micron	25
8020052	JUDO PROFIMAT-ATP DN 125, 500 micron	25
8020053	JUDO PROFIMAT-ATP DN 150, 320 micron	25
8020054	JUDO PROFIMAT-ATP DN 150, 500 micron	25
8020055	JUDO PROFIMAT-ATP DN 200, 320 micron	25
8020056	JUDO PROFIMAT-ATP DN 200, 500 micron	25
8020057	JUDO PROFIMAT-AT DN 80, 30 micron	24
8020058	JUDO PROFIMAT-ATP DN 80, 30 micron	25
8020059	JUDO PROFIMAT-AT DN 100, 30 micron	24
8020060	JUDO PROFIMAT-ATP DN 100, 30 micron	25
8020069	JUDO PROFIMAT-PLUS-ATP 1½" 100 micron	21
8020070	JUDO PROFIMAT-PLUS-ATP 1½" 30 micron	21
8020071	JUDO PROFIMAT-PLUS-ATP 1½" 320 micron	21
8020072	JUDO PROFIMAT-PLUS-ATP 1½" 500 micron	21
8020073	JUDO PROFIMAT-PLUS-ATP 2" 100 micron	21
8020074	JUDO PROFIMAT-PLUS-ATP 2" 30 micron	21
8020075	JUDO PROFIMAT-PLUS-ATP 2" 320 micron	21
8020076	JUDO PROFIMAT-PLUS-ATP 2" 500 micron	21
8020078	JUDO PROFIMAT-ATP DN 65, 30 micron	25
8020104	JUDO PROFIMAT-PLUS-AT ¾" 100 micron	20
8020105	JUDO PROFIMAT-PLUS-AT 1" 100 micron	20
8020106	JUDO PROFIMAT-PLUS-AT 1¼" 100 micron	20
8020107	JUDO PROFIMAT-PLUS-ATP ¾" 100 micron	21
8020108	JUDO PROFIMAT-PLUS-ATP 1" 100 micron	21
8020109	JUDO PROFIMAT-PLUS-ATP 1¼" 100 micron	21

Order number	Designation	Page
8020114	JUDO PROFIMAT-PLUS-AT ¾" 30 micron	20
8020115	JUDO PROFIMAT-PLUS-AT 1" 30 micron	20
8020116	JUDO PROFIMAT-PLUS-AT 1¼" 30 micron	20
8020117	JUDO PROFIMAT-PLUS-AT ¾" 320 micron	20
8020118	JUDO PROFIMAT-PLUS-AT 1" 320 micron	20
8020119	JUDO PROFIMAT-PLUS-AT 1¼" 320 micron	20
8020120	JUDO PROFIMAT-PLUS-AT ¾" 500 micron	20
8020121	JUDO PROFIMAT-PLUS-AT 1" 500 micron	20
8020122	JUDO PROFIMAT-PLUS-AT 1¼" 500 micron	20
8020123	JUDO PROFIMAT-PLUS-ATP ¾" 30 micron	21
8020124	JUDO PROFIMAT-PLUS-ATP 1" 30 micron	21
8020125	JUDO PROFIMAT-PLUS-ATP 1¼" 30 micron	21
8020126	JUDO PROFIMAT-PLUS-ATP ¾" 320 micron	21
8020127	JUDO PROFIMAT-PLUS-ATP 1" 320 micron	21
8020128	JUDO PROFIMAT-PLUS-ATP 1¼" 320 micron	21
8020129	JUDO PROFIMAT-PLUS-ATP ¾" 500 micron	21
8020130	JUDO PROFIMAT-PLUS-ATP 1" 500 micron	21
8020131	JUDO PROFIMAT-PLUS-ATP 1¼" 500 micron	21
8025002	JUDO PROFIMAT-PLUS-AT 1½" 30 micron	20
8025003	JUDO PROFIMAT-PLUS-AT 1½" 320 micron	20
8025004	JUDO PROFIMAT-PLUS-AT 1½" 500 micron	20
8025012	JUDO PROFIMAT-PLUS-AT 2" 30 micron	20
8025013	JUDO PROFIMAT-PLUS-AT 2" 320 micron	20
8025014	JUDO PROFIMAT-PLUS-AT 2" 500 micron	20
8025022	JUDO PROFIMAT-AT DN 65, 30 micron	24
8025023	JUDO PROFIMAT-AT DN 65, 320 micron	24
8025024	JUDO PROFIMAT-AT DN 65, 500 micron	24
8055050	JUDO FERROCLEAN DN 65	79
8055051	JUDO FERROCLEAN DN 80	79
8055052	JUDO FERROCLEAN DN 100	79
8055053	JUDO FERROCLEAN DN 125	79
8055054	JUDO FERROCLEAN DN 150	79
8055055	JUDO FERROCLEAN DN 200	79
8057501	JUDO Insulation for model JFS DN 65	79
8057502	JUDO Insulation for model JFS DN 80	79
8057503	JUDO Insulation for model JFS DN 100	79
8057504	JUDO Insulation for model JFS DN 125	79
8057505	JUDO Insulation for model JFS DN 150	79
8057506	JUDO Insulation for model JFS DN 200	79
8060030	JUDO HEIFI-TOP ¾"	77
8060031	JUDO HEIFI-TOP 1"	77
8060032	JUDO HEIFI-TOP 1¼"	77
8060033	JUDO HEIFI-TOP 1½"	77
8060034	JUDO HEIFI-TOP 2"	77
8060080	JUDO HEIFI-FÜL PLUS	67
8060098	JUDO MAFI ¾"	78

Order number	Designation	Page
8060099	JUDO MAFI 1"	78
8060100	JUDO MAFI 1¼"	78
8060101	JUDO MAFI 1½"	78
8068018	JUDO Softening cartridge SOFT 12000	72
8068019	JUDO Demineralization cartridge PURE 7500	72
8068025	JUDO i-fill plus	69
8068026	JUDO i-fill	69
8068530	JUDO Softening cartridge SOFT 60000	72
8068531	JUDO Demineralization cartridge PURE 25000	72
8068532	JUDO Connection kit for JUDO PURE and SOFT cartridges	72
8068535	JUDO HEIFI Filling system SOFT	71
8068536	JUDO HEIFI Filling system PURE	70
8070710	JUDO Bioquell®-FILT B ¾" 100 micron	29
8070711	JUDO Bioquell®-FILT B 1" 100 micron	29
8070712	JUDO Bioquell®-FILT B 1¼" 100 micron	29
8070713	JUDO Bioquell®-FILT B 1½" 100 micron	29
8070714	JUDO Bioquell®-FILT B 2" 100 micron	29
8125501	JUDO THERMODOS dosing unit JTH-D	74
8130100	JUDO dissolving device	63
8140039	JUDO PIPE-CARE SYSTEM JPCS-FB ¾"	37
8140040	JUDO PIPE-CARE SYSTEM JPCS-FB 1"	37
8140041	JUDO PIPE-CARE SYSTEM JPCS-FB 1¼"	37
8140042	JUDO PIPE-CARE SYSTEM JPCS-FD ¾"	38
8140043	JUDO PIPE-CARE SYSTEM JPCS-FD 1"	38
8140044	JUDO PIPE-CARE SYSTEM JPCS-FD 1¼"	38
8140045	JUDO PIPE-CARE SYSTEM JPCS-FP ¾"	36
8140046	JUDO PIPE-CARE SYSTEM JPCS-FP 1"	36
8140047	JUDO PIPE-CARE SYSTEM JPCS-FP 1¼"	36
8140048	JUDO PIPE-CARE SYSTEM JPCS ¾"	39
8140049	JUDO PIPE-CARE SYSTEM JPCS 1"	39
8140050	JUDO PIPE-CARE SYSTEM JPCS 1¼"	39
8170325	JUDO Bioquell®-FILT BP ¾" 100 micron	28
8170326	JUDO Bioquell®-FILT BP 1" 100 micron	28
8170327	JUDO Bioquell®-FILT BP 1¼" 100 micron	28
8170328	JUDO Bioquell®-FILT BP 1½" 100 micron	28
8170329	JUDO Bioquell®-FILT BP 2" 100 micron	28
8200367	JUDO QUICKSOFT MEGA 4	50
8200375	JUDO Bioquell®-SOFT 15	56
8200377	JUDO Bioquell®-SOFT 40	56
8200378	JUDO Bioquell®-SOFT 65	57
8200379	JUDO Bioquell®-SOFT 100	57
8200385	JUDO Bioquell®-CLEAR 75	31
8200386	JUDO Bioquell®-CLEAR 120	31
8200387	JUDO Bioquell®-CLEAR 150	31
8200388	JUDO Bioquell®-CLEAR 250	31

Order number	Designation	Page
8200390	JUDO Bioquell®-PURE	65
8203040	JUDO i-soft@home	43
8203041	JUDO i-soft@home 5	43
8203045	JUDO i-soft@home 7.5	43
8203522	JUDO QUICKSOFT-M	49
8203523	JUDO QUICKSOFT-P	48
8203525	JUDO QUICKSOFT MEGA 6	51
8203551	JUDO extension cable for floor sensor, 2 metres	36
8203552	JUDO extension cable for floor sensor, 5 metres	36
8203553	JUDO extension cable for floor sensor, 10 metres	36
8203554	JUDO floor sensor incl. connection cable, 2 metres	36
8203556	JUDO floor sensor incl. connection cable 2 metres and branch connector	36
8210411	JUDO BIOSAT-CA 15	60
8210412	JUDO BIOSAT-CA 25	60
8215019	JUDO replacement cartridge polyphosphate	38
8290010	JUDO PROFI DN 125, 30 micron	23
8290011	JUDO PROFI DN 150, 30 micron	23
8290012	JUDO PROFI DN 200, 30 micron	23
8290025	JUDO PROFI DN 125, 100 micron	23
8290026	JUDO PROFI DN 150, 100 micron	23
8290027	JUDO PROFI DN 200, 100 micron	23
8307012	JUDO PROFIMAT-PLUS-AT 1½" 100 micron	20
8307013	JUDO PROFIMAT-PLUS-AT 2" 100 micron	20
8307014	JUDO PROFIMAT-AT DN 65, 100 micron	24
8309075	JULDOS 4	63
8309076	JULDOS 10	63
8309077	JULDOS 25	63
8320010	JUDO PROFIMAT-ATP DN 125, 30 micron	25
8320011	JUDO PROFIMAT-ATP DN 150, 30 micron	25
8320012	JUDO PROFIMAT-ATP DN 200, 30 micron	25
8320025	JUDO PROFIMAT-ATP DN 125, 100 micron	25
8320026	JUDO PROFIMAT-ATP DN 150, 100 micron	25
8320027	JUDO PROFIMAT-ATP DN 200, 100 micron	25
8390180	JUDO JMHB mini	80
8395042	JUDO Special regenerating salt for JMHB	80
8470049	JUDO JMHB-RO mini	81
8470050	JUDO dosing device JKON-D	81
8545016	JUDO Mixed bed ion exchange resin	72
8600008	JUL-H-Tabs, 25 l	63
8600011	JUL-W-Tabs, 25 l	63
8600018	JUL-W-Tabs, 6 l	63
8600020	JUL-H-Tabs, 6 l	63
8650010	JUDO THERMODOS R, 1 l	74
8650011	JUDO THERMODOS L, 1 l	75
8690063	JUDO Boiler water logbook	74

Order number	Designation	Page
8731020	JUDO Cationic exchange resin	72
8742120	JUDO Total hardness measuring set JGHP	71
8742170	JUDO JTH-ML Measuring set	75
8838175	JUDO THERMODOS L, 25 l	75
8838176	JUDO THERMODOS R, 25 l	74
8838178	JUDO THERMODOS R, 5 l	74
8838180	JUDO THERMODOS L, 5 l	75
8838185	JUDO QUICK-DOS L	75
8838186	JUDO QUICK-DOS R	74
8838188	JUDO Adapter with internal thread ¾" JQD-AN	74
8839101	JUDO regenerating salt According to DIN EN 973 in tablet form of 25 kg	50
8839170	JUDO Preserving powder JKON-RO	81

JUDO WATER TREATMENT. A NAME YOU CAN TRUST.
SINCE 1936.

We reserve the right to make technical changes. No responsibility for errors.



JUDO Wasseraufbereitung GmbH
P.O. Box 380 · D-71351 Winnenden
Germany
phone +49 (0)7195 692 - 0
fax +49 (0)7195 692 - 110
e-mail: info@judo.eu · www.judo.eu

1931505 · 2302 · JD · PDF