



EXPORT CATALOGUE

Perfect water makes the difference



JUDO QUALITY MADE IN GERMANY



Product concept, engineering, testing, production and quality control, all made at our facilities in the southwest of Germany. JUDO products comply with the stringent German standards' requirements and are supported by a range of international approvals from North America, across Europe to Australia.



JUDO Düsseldorf



Branch office Brussels / Belgium



Branch office Strasbourg / France



Branch office Vienna / Austria



Branch office Basel / Switzerland



Branch office Toronto / Canada

Leading technology. There for you, every day.

Water is our most important food. Clean and hygienic drinking water in every tap is the basic requirement to maintain good health and well-being.

Water is, however, more than that: it is our heaters' heat transfer medium and it flows through house installations and air conditioners.

It cools machines, it keeps production processes going and it cleans and disinfects.

Water quality requirements are varied and depend on the application.

JUDO is a solutions provider. Water treatment products and systems, engineered for optimal results. In accordance with the latest relevant standards and guidelines. Geared to the specific requirements of our clients and, most important of all, governed by our own stringent quality standards.

Our daily bread for more than 80 years!

Our location. At work and at home.

JUDO's name in water treatment is recognised around the world. We are at home in Winnenden, just outside of Stuttgart. Administration, Project Management and the newly opened JULIUS DOPSLAFF Campus are all located there. R&D, Engineering, Design and Production are located in which is our only production facility, conveniently close, in Backnang-Waldrems.

The JULIUS DOPSLAFF Campus houses our Training Programme, water treatment education courses and our Customer Service Department.

We value short paths for development, design and production. Therefore, we manufacture only in our central production site in the nearby Backnang-Waldrems. Production processes, quality control, systems development, all close at hand.

When it comes to distribution, however, we have a different perspective in view. JUDO has 8 regional branches in Germany and distribution centres and partners in over 50 countries including JUDO branches in Austria, Switzerland, France, Belgium, Netherlands, Luxembourg, Poland, China, Canada and Australia.



JUDO Winnenden: Administration



JUDO Winnenden: JULIUS DOPSLAFF Campus



JUDO Backnang: Research & Development



JULIUS DOPSLAFF Campus - Showroom



JULIUS DOPSLAFF Campus - Training

Pioneer, developer and a strong partner

WE THINK AHEAD

Water flows, is alive and always in motion, just like JUDO: We have been pioneering water treatment for over 80 years. The success secret of our family-run company: Invest in the future, stay dynamic and explore new paths – and do all of this without losing sight of our Swabian roots!



The company name comes directly from that of our founder, **JULIUS DOPSLAFF**. The first 2 letters of his first and family name, JU and DO, form today's JUDO Wasseraufbereitung GmbH.

- 1936:** Engineer JULIUS DOPSLAFF founds the JULIUS DOPSLAFF KG, later JUDO Wasseraufbereitung GmbH.
- 1951:** JUDO produces the "Impfbiene", the world's first precision dosing system.
- 1962:** JUDO brings the world's first sediment protection filter to the market.
- 1975:** JUDO invents the backwash cleaning system, thus re-inventing the sediment protection filter.
- 1983:** Production start for the world's first water softeners with DVGW approval.
- 1985:** Backwash sediment protection filters with the patented Point Rotation Backwash System "PROFI" go into series production.
- 1991:** JUDO introduces the "BIOSTAT" as a unit for alternative lime scale protection into its product range.
- 1993:** JUDO softeners, now in their smallest form, are available for use in dishwashers.
- 1994:** The most efficient water softener of its time, the DX-K from the "BIOQUELL" range is voted best in category, by the Germany consumer guide magazine "Stiftung Warentest".
- 1995:** JUDO introduces patented silver coated sieves to all backwash sediment protection filters.
- 1996:** The introduction of the "QUICKSET-E" – the patented pipe connector with the bayonet connection function.
- 1997:** JUDO introduces the "HEIFI-TOP", the first backwash filter for heating systems.
- 2002:** The arrival of the "LONGLIFE range". The backwash sediment protection filter with patented ceramic flush valve.
- 2003:** JUDO develops the "JU-WEL". The first ever unit for the enhancement of water using precious stones.
- 2004:** The 100.000th water softening unit in the "BIOQUELL" range rolls off the production line.
- 2005:** JUDO introduces the "CONTISOFT", the first DVGW approved water softener for flow rates up to 20 m³/h with a stagnation-free operating system.
- 2006:** The "ZEWA-WASSERStop" is introduced to the market by JUDO. The first DVGW-approved leakage protection system on the market, offering property protection and water resources saving.

- 2009:** JUDO develops the first intelligent and fully automatic water softening unit worldwide, the "i-soft".
- 2010:** Water softening in larger volume applications now goes intelligent with the introduction of the "i-soft@home" for flow rates up to 20 m³/h.
- 2011:** JUDO "QUICK CONNECTION" is a world first in installation comfort, allowing a filter to be completely mounted using just one screw. The introduction of the "i-balance" brings alternative limescale protection into the intelligent operation family.
- 2013:** The JUDO "i-soft plus" softening and "i-dos" dosing systems set new operating standards – with fully automatic operation and with control via smartphone. JUDO's "HEIFI-REPURE", "HEIFI-RESOFT" and "HEIFI-FÜL PLUS" now turn the filling of heating systems, to today's stringent quality standards, into an easy matter.
- 2014:** JUDO receives the PLUS X award in sanitary installations category as the year's most innovative brand.
- 2015:** The JUDO "i-fill" series goes into production. The intelligent device makes heating system filling especially easy, comfortable and safe. Another new development, the "ZEWA PLUS", offers leakage protection for entire building applications.
- 2016:** The JULIUS DOPSLAFF Campus opens its doors. JUDO seminars and training sessions are held there in a forward-looking environment and with the latest media technology.
- 2017:** JUDO presents "QUICKSOFT", the new addition to the water softening range. Furthermore, the new "HEIFI filling system SOFT/PURE", a new combi unit, is introduced to the heating water treatment line.
- 2018:** JUDO "i-soft@home" goes interactive. Introduction of new heating filling systems "i-fill", "i-fill plus" and "i-fill GT".
- 2019:** Water softeners in the "i-soft" range now available with voice-control via Alexa as well as via "JU-control app". JUDO receives 'Germany's leader in innovation' award.
- 2020:** JUDO introduces the complete Bioquell®-HOME range

QUALITY MADE IN GERMANY

and internationally approved!



The CE sign demonstrates that a product complies with the requirements established in directive 765/2008 of the harmonized regulations law within the community. CE was created to guarantee end user access to safe products within the 30 signatory states of the Common European Economic Area.



ACS stands for "attestation of sanitary conformity" and is the standard used by the French authorities for materials and equipment in direct contact with drinking water. The ACS symbol is an assurance of the highest standards in performance conformity.



The CSA, Canadian Standards Association, is an independent NPO with offices in 14 countries developing and controlling over 3000 norms governing safety, design and performance in the water industry. CSA is recognized as an equivalent standard by such renowned organizations as UL in the USA.



PZH is an institute certifying that products pose no danger to health or the environment when used in accordance with manufacturer's instructions. The PZH hygiene certificate is very important in the water treatment industry.



The Swiss Water and Gas Association tests and certifies products ensuring they are in line with the highest current levels of quality, safety and technical suitability for use in gas and water installations.



The Plus X award is the world's largest award for innovation in technology, sports and lifestyle chosen by a jury consisting of 25 branches of the economy, with 23 competent partners and a total marketing investment volume of over 25 million Euros.



Quality management standard ISO 9001 is one of the most widely accepted quality management approvals both on a national and international level. Our ISO 9001 certification goes to prove how seriously we take our high levels of quality management, and keep developing them further.



The last word in German approvals for the gas and water industries, the DVGW has been setting and controlling the highest levels of product efficiency, health and safety standards that the German market has enjoyed for over 150 years, and is globally accepted as one of the highest standards.



WaterMark is the certificate of approval for products used with drinking water in Australia and New Zealand. Confirms a product meets ABCB requirements and that its use is therefore permitted. The Australian Building Codes Board (ABCB) is the regulatory institute responsible for the development and care of regulations for building and sanitary installation.



The BELGAQUA certificate from the Belgian Association of the water industry is awarded to products and materials that meet the requirements for contact with drinking water.



The EAC is a certification of conformity for countries in the Eurasian Economic Union. These include Russia, Belarus, Kazakhstan, Kyrgyzstan and Armenia.



Required for all foreign manufacturers of residential water treatment units, China's MOH certificate is awarded by the Ministry of Health and is considered one of the most demanding when it comes to meeting qualification and product testing standards.



The ZVSHK quality rating offers safety and orientation to the plumbing trade. The ZVSHK rewards Manufacturers with the "Certified Manufacturer – quality, security and service" mark for their manufacturing processes and high standards in product quality and scope of customer service as well as investment in R&D, thus supporting the expansion of the industry as a whole.



The iF design awards are counted amongst the most important in the world of international design. The iF logo awarded to the contest winner is accepted world wide as an indicator for excellence in design and is highly regarded by designers everywhere.

DEAR PARTNERS,

For the past 85 years, JUDO has proven itself as a leader in the field of water treatment manufacturing. Internationally active, the company thrives on creating new and innovative solutions for the responsible use of the valuable water resources in both domestic and commercial applications.

Made in Germany. At home across the globe.

Our distinctive mark is the orange line that runs through our whole product range from initial product conception to ease of maintenance. It is our insistence on the highest quality standards that is shaping our future. For this reason, all of our products are manufactured in our own plant in Germany. Our distribution network is, however, much more diverse. JUDO has 8 regional offices in Germany alone, as well as sales offices abroad and, through our distribution partner network, JUDO products are at home in over 50 countries.

Certified and tested quality

Wherever drinking water systems are being discussed, we are immediately talking about safety, hygiene, and quality of life. And we understand that this is especially true for the sanitary trade. It is the specialist who has the skills and experience required to install, commission and maintain the JUDO product line; for this reason, our distribution network is oriented to professionals' needs.

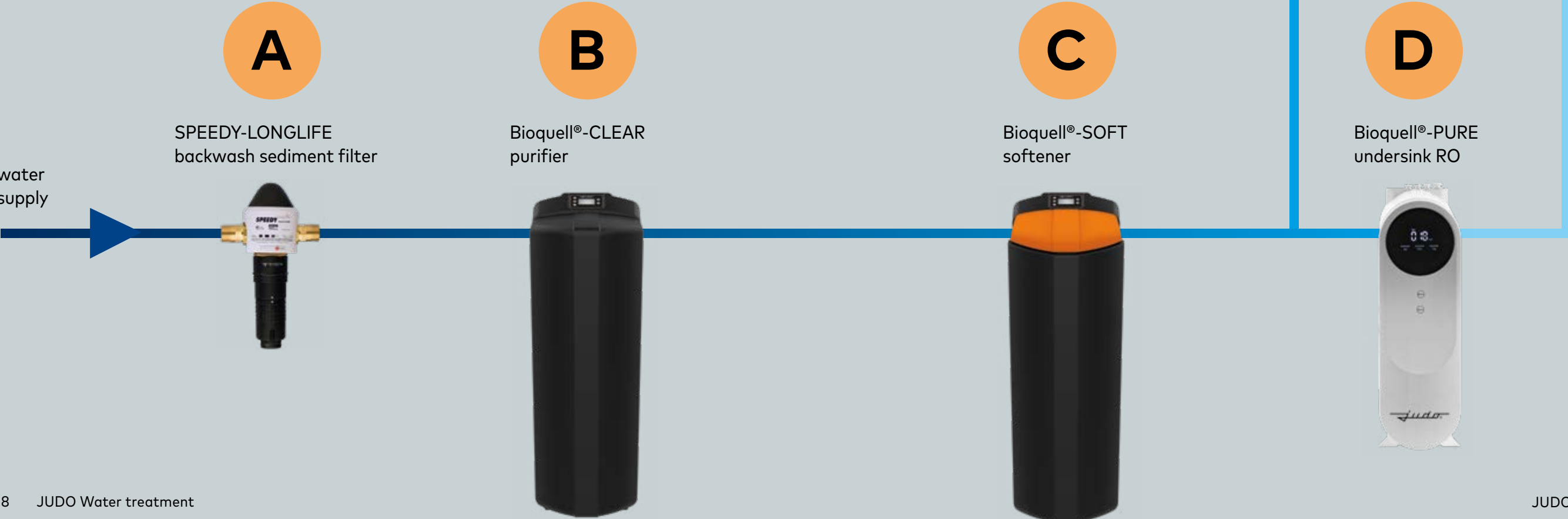

Quality, innovation and service. These are the keystones our professional and distribution partners will continue to demand and receive from us in the future. In this catalogue, you will find the products that guarantee this promise.

Here's to the next stage in our cooperation!

Hartmut J. Dopslaff
CEO

Kathrin Reggi-Dopslaff
CEO

Water treatment
intelligent and fully automatic.



When it comes to protective sediment filters, no one can fool us.

It's our systems others strive to imitate.



Type	JUDO PROFI-PLUS	JUDO PROFI	JUDO PROFIMAT-PLUS-AT	JUDO PROFIMAT-PLUS-ATP	JUDO JUKO-LONGLIFE	JUDO SPEEDY-LONGLIFE
Pipe connection	¾" - 1¼"	1½" - 2"	¾" - 2"	¾" - 2"	¾" - 2"	¾" - 2"
Flow rates m³/h *	6.7 - 8.5	13 - 16	6.7 - 22	6.7 - 22	2.3 - 14.0	3.7 - 15.1
Backwash filter	✓	✓	✓	✓	–	✓
Backwash filter with pressure regulation	–	–	–	–	✓	–
Manual	✓	✓	–	–	✓	✓
Automatic timer	–	–	✓	✓	–	–
Automatic timer and pressure controlled	–	–	–	✓	–	–
Using patented point rotation system	✓	✓	✓	✓	–	–
See pages	17	17	18	19	25	26

* Δp 0.5 bar



Type	JUDO PROFI	JUDO PROFIMAT-AT	JUDO PROFIMAT-ATP	JUDO PROFI	JUDO PROFIMAT-ATP
Pipe connection	DN 65 - 100	DN 65 - 100	DN 65 - 100	DN 125 - 200	DN 125 - 200
Flow rates m³/h *	28 - 78	28 - 78	28 - 78	100 - 200	100 - 200
Backwash filter	✓	✓	✓	✓	✓
Backwash filter with pressure regulation	-	-	-	-	-
Manual	✓	-	-	✓	-
Automatic timer	-	✓	✓	-	✓
Automatic timer and pressure controlled	-	-	✓	-	✓
Using patented point rotation system	✓	✓	✓	✓	✓
See pages	21	22	23	21	23

* Δp 0.5 bar

59 years of experience

The best protection against bacterial growth is a really clean screen.

Backwash filters were not only invented, but also perfected by JUDO. The point-to-point rotation system ensures high pressure cleaning regulated by three rotating arms along the filter screen.

This method offers much better screen cleaning efficiency than standard backwash systems, as well as much better hygiene. Efficient impurity removal ensures there is no bacterial development.

Backwash, don't replace!

Using JUDO backwash filters means you no longer have the trouble of replacing that dirty filter cartridge every 6 months. Simply backwash the filter screen using filtered water. All done in a simple turn of a handwheel with no interruption to the ongoing water supply, no changes in water quality and without waste cartridges.

Integrated free outlet.

To ensure that the backwash water is completely removed from the filter, it must be able to flow freely to the drain. This ensures that contaminated backwash water does not return through the filter to the general supply system and eliminates any danger of bacterial contamination. All the filters in the JUDO PROFI PLUS range have a flush valve and an additional hose adapter with integrated free outlet that performs exactly this function, ensuring an efficient operation in the whole sanitary installation.

The most efficient way to backwash the point-rotation system

Cleaning a filter screen by backwashing is a JUDO invention, which was then perfected via the point-rotation system. In the PROFI-series, particles trapped in the sieve mesh are suctioned off under pressure, point to point across the screen and then drained using three rotating suction arms which also clean the viewing glass during backwash. This combination not only gives an optimal cleaning performance but also ensures high levels of hygiene by removing the material on which bacterial growth can take place.



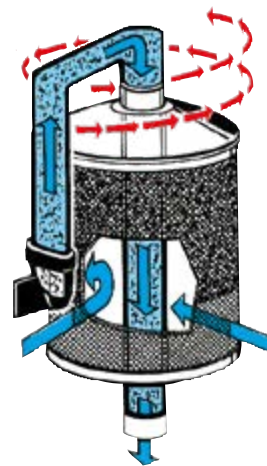
Stainless steel sieve



Hydrodynamic cleaning



Simple cleaning by turning a handwheel with no need for cartridge replacement



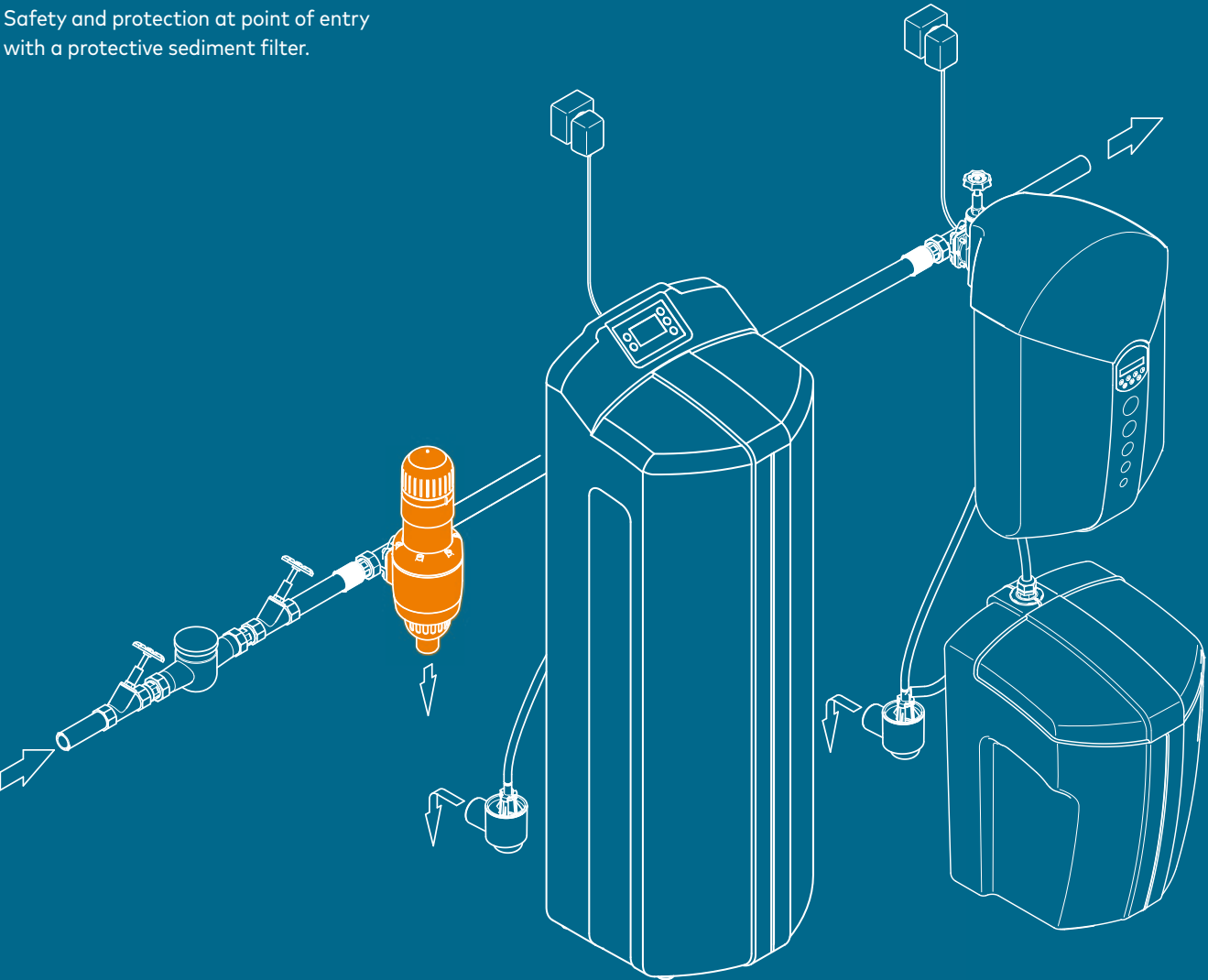
No interruption to the water supply during backwash cycle

PROFI

Protective sediment filters

JUDO protective sediment filters

Safety and protection at point of entry with a protective sediment filter.

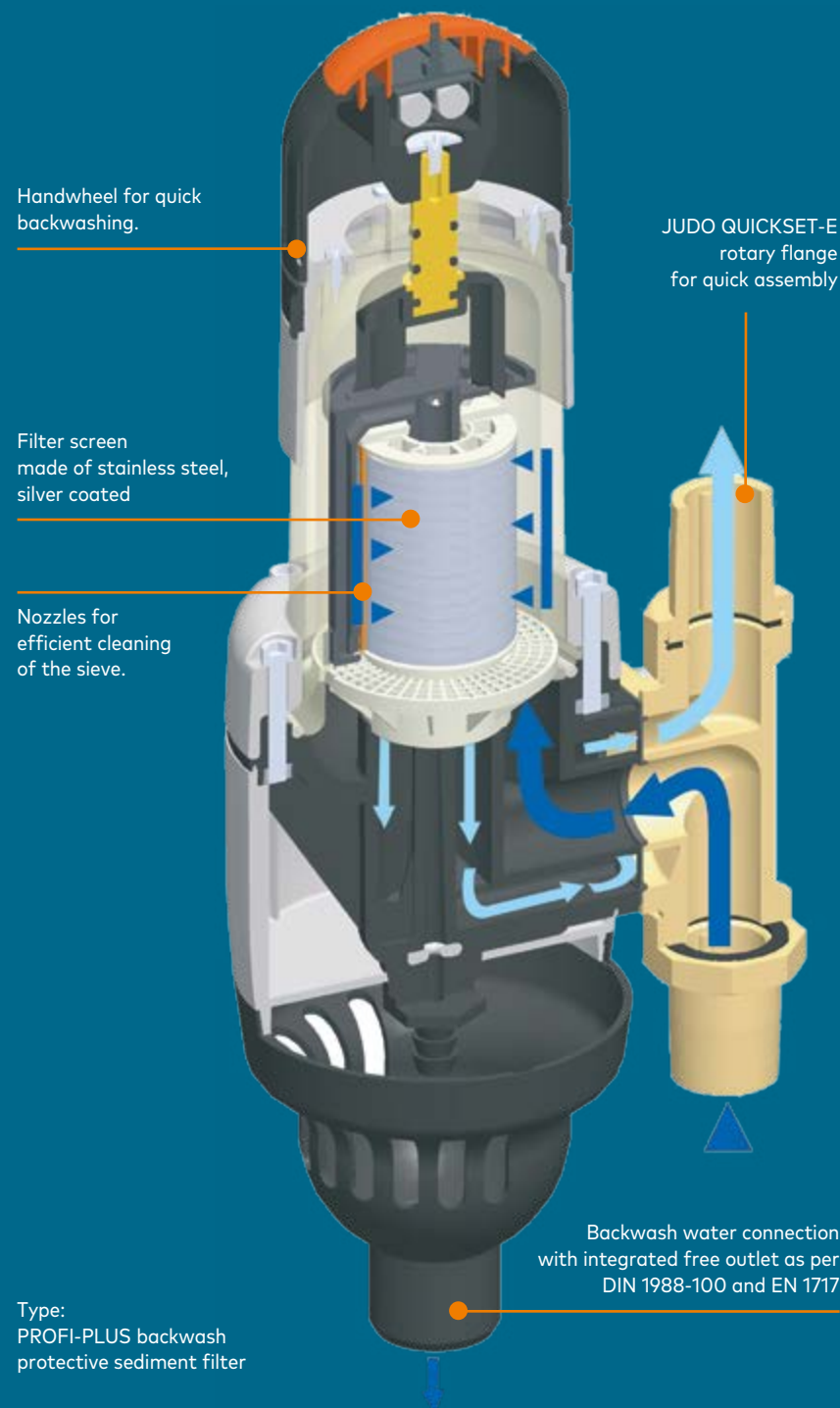


For your drinking water installation

A powerful JUDO backwash protective sediment filter forms the starting point for most water treatment solutions. Because even if the local suppliers supply water of the highest quality, it cannot be prevented that impurities are washed into the domestic water installation: Suspended particles, metal chips and oxides, residues of sealing material. These particles can damage accessories and cause seals to wear prematurely.

JUDO PREMIUM LINE 3/4" - 2"

Do not settle for less.
JUDO PROFI-PLUS backwashing protective sediment filters are your first choice when it comes to protecting drinking water installations. With perfect backwashing, silver-plated sieve and many other advantages. And most importantly: Quality made in Germany.



JUDO PROFI-PLUS 3/4" - 2"

Backwash protective sediment filter manual version

- With stainless steel filter screen, electronic reminder (3/4" - 1 1/4") and high-efficiency point rotation system.
- Thanks to JUDO QUICKSET-E, installation in horizontally and vertically running pipes possible.
- For drinking water up to 30 °C
Operating pressure range 1.5 - 16 bar



Scope of delivery Type JPF+ 3/4" - 1 1/4": Filter housing made of high-quality plastic PN 16, built-in rotary flange with patented bayonet connection made of brass with screw, threaded connector in accordance with EN 10226-1; horizontal and vertical installation is possible; silver-plated filter screen made of stainless steel; large handwheel (with memory electronics) for backwashing based on point rotation system with simultaneous cleaning of the inspection bell.

Scope of delivery Type JPF 1 1/2" - 2": High grade filter housing PN 16; built-in rotary flange made of brass with screw (threaded connector in accordance with EN 10226-1); horizontal and vertical installation is possible; silver-plated filter screen made of stainless steel; large handwheel for backwashing based on point rotation system with simultaneous cleaning of the inspection bell.

Type	JPF+	JPF+	JPF+	JPF	JPF
Pipe connection	3/4"	1"	1 1/4"	1 1/2"	2"
Flow rate m³/h *	6.7	7.6	8.5	18	22
Installation length mm	180	195	230	252	280
Filtration rate micron	100	100	100	100	100
Dimensions W x D x H mm	130 x 165 x 410	130 x 165 x 410	130 x 170 x 410	158 x 207 x 432	158 x 215 x 432
Order number	8010072	8010073	8010074	8010213	8010214

Made in Germany

Stable plastic housing

Proven quality

Inspection glass

Especially hygienic

Ergonomic handwheel

Back-washing reminder

Very reliable

Ag

Horizontal and vertical installation

Especially thorough backwashing

Type JPF+ 3/4" - 1 1/4"

- ✓ **Quality assured**
made in Germany
- ✓ **Reliable protection**
against particle inflow
- ✓ **Economical**
no expensive and complicated cartridge changes
- ✓ **Uncomplicated**
easy backwashing
- ✓ **Efficient**
effective backwash thanks to point rotation system
- ✓ **Practical**
no interruption to the water supply during backwash
- ✓ **Low impact**
no waste cartridges and low water consumption thanks to an effective backwash

Installation dimensions see page 58.

* Flow rate for drinking water with cleaned screen at 0.5 bar pressure loss. Lower flow should be assumed for service water and heavily contaminated water. Professional advice required!



Type JPF+ -AT 3/4\"/>



- ✓ **Quality assured**
made in Germany
- ✓ **Reliable protection**
against particle inflow
- ✓ **Economical**
no expensive and complicated cartridge changes
- ✓ **Backwashes automatically**
with timer controlled backwash
- ✓ **Efficient**
effective backwash thanks to point rotation system
- ✓ **Practical**
no interruption to the water supply during backwash
- ✓ **Low impact**
no waste cartridges and low water consumption thanks to an effective backwash

Installation dimensions see page 58.

JUDO PROFIMAT-PLUS-AT 3/4\"/>

Automatic backwash protective sediment filter
(time controlled)

- + With silver coated, stainless steel filter screen and high-efficiency point rotation system.
- + Thanks to JUDO QUICKSET-E, installation in horizontally and vertically running pipes possible.
- + For drinking water up to 30 °C
Operating pressure range 1.5 - 16 bar

Scope of delivery: Filter housing made of high-quality plastic PN 16; built-in rotary flange with patented bayonet connection made of brass with screw, threaded connector in accordance with EN 10226-1; horizontal and vertical installation is possible; silver-plated filter screen made of stainless steel; Automatic time-dependent triggering of backwashing can be selected: hour, day, week, month, manual triggering are possible. With servomotors, electrical control with function and fault display (light diode and buzzer). Backwashing based on point rotation system with simultaneous cleaning of the inspection bell, including plug-in power supply.

AT control: timer controlled backwash: settings: hourly, daily, weekly, monthly. Manual backwash start-up button.

Type	JPF+ -AT	JPF+ -AT	JPF+ -AT	JPF+ -AT	JPF+ -AT
Pipe connection	3/4"	1"	1 1/4"	1 1/2"	2"
Flow rate m³/h *	6.7	7.6	8.5	18	22
Installation length mm	180	195	230	252	280
Filtration rate micron	100	100	100	100	100
Dimensions W x D x H mm	133 x 164 x 500	133 x 164 x 500	133 x 164 x 500	158 x 207 x 491	158 x 215 x 491
Order number	8020104	8020105	8020106	8307012	8307013

Made in Germany

Stable plastic housing

Proven quality

Inspection glass

Especially hygienic

LED display

Very reliable

Filter screen silver-plated

Horizontal and vertical installation

Especially thorough backwashing

Product has potential-free contact

* Flow rate for drinking water with cleaned screen at 0.5 bar pressure loss.
Lower flow should be assumed for service water and heavily contaminated water. Professional advice required!

JUDO PROFIMAT-PLUS-ATP 3/4\"/>

Automatic backwash protective sediment filter
(time and differential pressure controlled)

- + With silver coated, stainless steel filter screen and high-efficiency point rotation system.
- + Thanks to JUDO QUICKSET-E, installation in horizontally and vertically running pipes possible.
- + For drinking water up to 30 °C
Operating pressure range 1.5 - 16 bar

Scope of delivery: Filter housing made of high-quality plastic PN 16; built-in rotary flange with patented bayonet connection made of brass with screw, threaded connector in accordance with EN 10226-1; horizontal and vertical installation is possible; silver-plated filter screen made of stainless steel; automatic time-controlled as well as differential pressure-dependent triggering of backwashing through pressure switch (adjustable differential pressure up to max. 1 bar), manual triggering through button is also possible. With servomotor, electronic controller with function and fault display (light diode and buzzer), backwashing based on point rotation system with simultaneous cleaning of the inspection bell, including plug-in power supply.

ATP control: as per type AT with additional differential pressure control for backwash start-up (differential adjustable up to 1 bar).

Type	JPF+ -ATP	JPF+ -ATP	JPF+ -ATP	JPF+ -ATP	JPF+ -ATP
Pipe connection	3/4"	1"	1 1/4"	1 1/2"	2"
Flow rate m³/h *	6.7	7.6	8.5	18	22
Installation length mm	180	195	230	252	280
Filtration rate micron	100	100	100	100	100
Dimensions W x D x H mm	133 x 181 x 500	133 x 181 x 500	133 x 181 x 500	158 x 227 x 491	158 x 235 x 491
Order number	8020107	8020108	8020109	8020069	8020073

Made in Germany

Stable plastic housing

Proven quality

Inspection glass

Especially hygienic

LED display

Very reliable

Filter screen silver-plated

Horizontal and vertical installation

Especially thorough backwashing

Product has potential-free contact

* Flow rate for drinking water with cleaned screen at 0.5 bar pressure loss.
Lower flow should be assumed for service water and heavily contaminated water. Professional advice required!



Type JPF+ -ATP 3/4\"/>


- ✓ **Quality assured**
made in Germany
- ✓ **Reliable protection**
against particle inflow
- ✓ **Economical**
no expensive and complicated cartridge changes
- ✓ **Backwashes automatically**
with timer and pressure differential control
- ✓ **Efficient**
effective backwash thanks to point rotation system
- ✓ **Practical**
no interruption to the water supply during backwash
- ✓ **Low impact**
no waste cartridges and low water consumption thanks to an effective backwash

Installation dimensions see page 58.

JUDO PREMIUM LINE DN 65 - 100

Tried and proven PROFI DN 65 - 100

The larger, backwashable JUDO filter with flange connection completes the PROFi range. This filter, designed for higher flow rates represents the pinnacle of JUDO filtration technology. The cast iron, anti-corrosion coated filter base is the main component of this system. Its high precision means there is almost no flow loss during backwash. Larger particles are trapped in the base and never enter the filtration chamber in the first place.



Stainless steel filter with longlife sieve

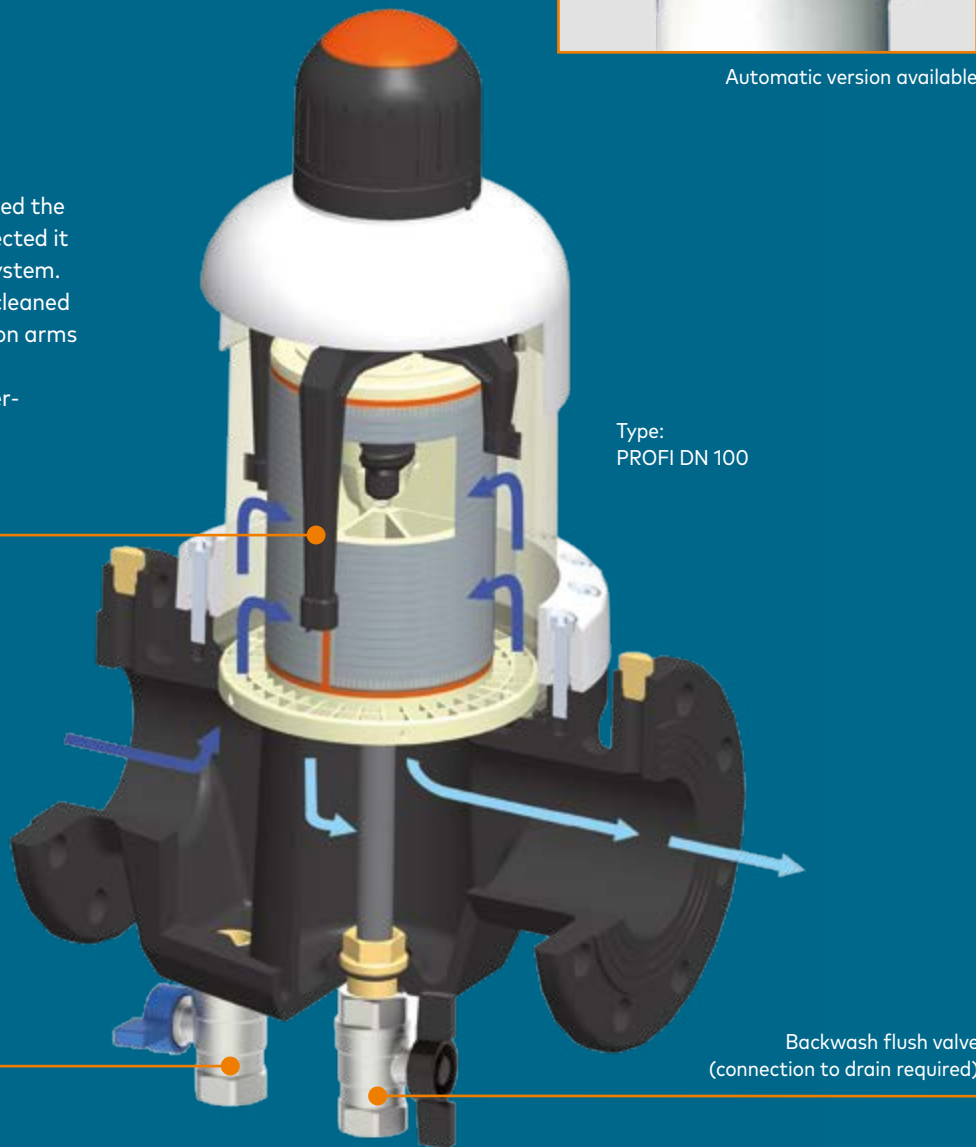


Automatic version available

Advantages: JUDO not only invented the backwashable filter, but also perfected it with the point-to-point rotation system. This system ensures the screen is cleaned point by point using rotating suction arms fitted on gliders. The water supply is thus never interrupted during the backwash cycle.



Open the ball valve to flush out larger particles trapped in the unit base.



Type:
PROFI DN 100

Backwash flush valve
(connection to drain required)

JUDO PROFi DN 65 - 200

Backwash protective sediment filter

With silver coated, stainless steel filter screen and high-efficiency point rotation system.

For drinking water up to 30 °C
Operating pressure range 1.5 - 10 bar
(JPF DN 65: 1.5 - 16 bar)

Scope of delivery: Filter base made of cast iron, PVC coated for corrosion protection, PN 10 (DN 65 = PN 16). Flange connection to EN 1092-2; silver-plated filter screen made of stainless steel; backwashing using handwheel with the proven point rotation system offering optimal bacterial growth protection and cleaning of filter bell, fitted with two manometer connections.

Type	JPF	JPF	JPF	JPF	JPF	JPF
Pipe connection	DN 65	DN 80	DN 100	DN 125	DN 150	DN 200
Pipe connection	2½"	3"	4"	5"	6"	8"
Flow rate m³/h *	28	65	78	100	150	200
Installation length mm	240	320	320	560	560	600
Filtration rate micron	100	100	100	100	100	100
Dimensions W x D x H mm	240 x 185 x 513	320 x 231 x 591	320 x 231 x 608	560 x 250 x 643	560 x 474 x 684	600 x 474 x 731
Order number	8010215	8010216	8010217	8290025	8290026	8290027



Type JPF DN 80

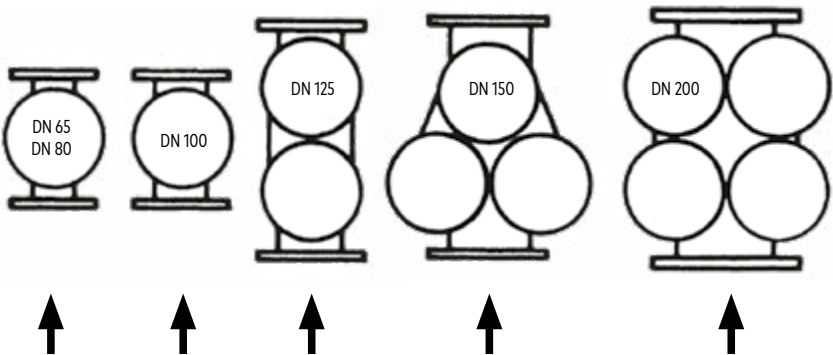


- ✓ **Quality assured**
made in Germany
- ✓ **Reliable protection**
against particle inflow
- ✓ **Economical**
no expensive and complicated cartridge changes
- ✓ **Uncomplicated**
easy backwashing
- ✓ **Efficient**
effective backwash thanks to point rotation system
- ✓ **Practical**
no interruption to the water supply during backwash
- ✓ **Low impact**
no waste cartridges and low water consumption thanks to an effective backwash


** only for Type JPF DN 65 - 100

Installation dimensions see page 58.


View from top



* Flow rate for drinking water with cleaned screen at 0.5 bar pressure loss. Lower flow should be assumed for service water and heavily contaminated water. Professional advice required!



Type JPF-AT DN 65



✓ **Quality assured**
made in Germany

✓ **Reliable protection**
against particle inflow

✓ **Economical**
no expensive and complicated
cartridge changes

✓ **Backwashes automatically**
with timer controlled backwash

✓ **Efficient**
effective backwash thanks to
point rotation system

✓ **Practical**
no interruption to the water
supply during backwash

✓ **Low impact**
no waste cartridges and low
water consumption thanks to
an effective backwash

Installation dimensions see page 59.

JUDO PROFIMAT-AT DN 65 - 100

Automatic backwash protective sediment filter
(time controlled)

With silver coated, stainless steel filter screen
and high-efficiency point rotation system.

For drinking water up to 30 °C
Operating pressure range 1.5 - 10 bar
(JPF-AT DN 65: 1.5 - 16 bar)

Scope of delivery: Filter base made of cast iron, PVC coated for corrosion protection, PN 10.
Flange connection to EN 1092-2; silver-plated filter screen made of stainless steel; automatic backwashing using timer control (options: hourly, daily, weekly or monthly) manual start up, incl. drive motor, electronics board and functions/error LEDs.
Backwash using the proven point rotation system offering optimal bacterial growth protection and cleaning of filter bell with no interruption to the water supply, fitted with two manometer connections.

Type	JPF-AT	JPF-AT	JPF-AT
Pipe connection	DN 65	DN 80	DN 100
Pipe connection	2½"	3"	4"
Flow rate m³/h *	28	65	78
Installation length mm	240	320	320
Filtration rate micron	100	100	100
Dimensions W x D x H mm	240 x 185 x 577	320 x 231 x 650	320 x 231 x 669
Order number	8307014	8020033	8020034



Made in Germany



Proven quality



Inspection glass



Especially hygienic



Ergonomic handwheel



Very reliable



Filter screen silver-plated



Stable cast iron housing



Especially thorough backwashing

* Flow rate for drinking water with cleaned screen at 0.5 bar pressure loss.
Lower flow should be assumed for service water and heavily contaminated water. Professional advice required!

JUDO PROFIMAT-ATP DN 65 - 200

Automatic backwash protective sediment filter
(time and differential pressure controlled)

With silver coated, stainless steel filter screen
and high-efficiency point rotation system.

For drinking water up to 30 °C
Operating pressure range 1.5 - 10 bar
(JPF-ATP DN 65: 1.5 - 16 bar)


Scope of delivery Type JPF-ATP DN 65 - 100: Filter base made of cast iron, PVC coated for corrosion protection, PN 16. Flange connection to EN 1092-2; silver-plated filter screen made of stainless steel; automatic backwashing using timer (options: hourly, daily, weekly or monthly) and differential pressure switch (adjustable to 1 bar) manual start up, incl. drive motor, electronics board and functions/error LEDs and differential pressure control, backwash using the proven point rotation system offering optimal bacterial growth protection and cleaning of filter bell with no interruption to the water supply.

Scope of delivery Type JPF-ATP DN 125 - 200: Filter base made of high grade cast iron PN 10, PVC coated for corrosion protection; flange connection to EN 1092-2; silver-plated filter screen made of stainless steel; backwashing using the proven point rotation system and cleaning of viewing bell; differential pressure measurement and backwash regulation in a separate control box (230 V/50 Hz) backwash timer and differential pressure controlled, differential pressure settings up to max. 2 bar, incl. potential-free contact for connection to external control system.

Type	JPF-ATP	JPF-ATP	JPF-ATP	JPF-ATP	JPF-ATP	JPF-ATP
Pipe connection	DN 65	DN 80	DN 100	DN 125	DN 150	DN 200
Pipe connection	2½"	3"	4"	5"	6"	8"
Flow rate m³/h *	28	65	78	100	150	200
Installation length mm	240	320	320	560	560	600
Filtration rate micron	100	100	100	100	100	100
Dimensions W x D x H mm	240 x 185 x 577	320 x 231 x 650	320 x 231 x 669	560 x 250 x 702	560 x 470 x 740	600 x 470 x 781
Order number	8020038	8020039	8020040	8320025	8320026	8320027



Made in Germany




Proven quality




Inspection glass




Especially hygienic




Ergonomic handwheel



Very reliable



Filter screen silver-plated

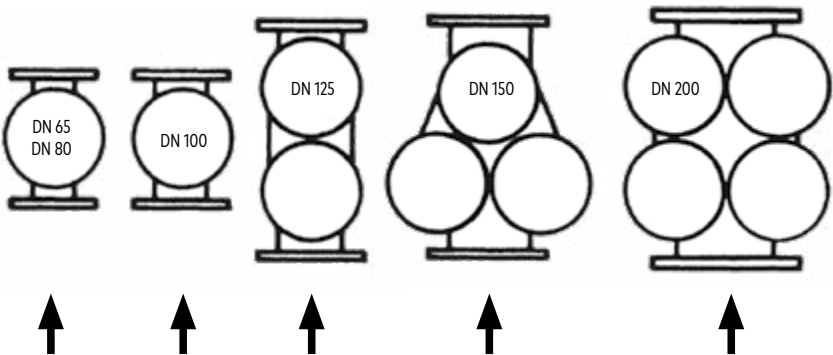


Stable cast iron housing




Especially thorough backwashing

View from top



* Flow rate for drinking water with cleaned screen at 0.5 bar pressure loss.
Lower flow should be assumed for service water and heavily contaminated water. Professional advice required!



Type JPF-ATP DN 200

✓ **Quality assured**
made in Germany

✓ **Reliable protection**
against particle inflow

✓ **Economical**
no expensive and complicated
cartridge changes

✓ **Automatic backwash**
with timer and pressure
differential control and
external control unit
(Type JPF ATP DN 125 - 200)

✓ **Efficient**
effective backwash thanks to
point rotation system

✓ **Practical**
no interruption to the water
supply during backwash

✓ **Low impact**
no waste cartridges and low
water consumption thanks to
an effective backwash

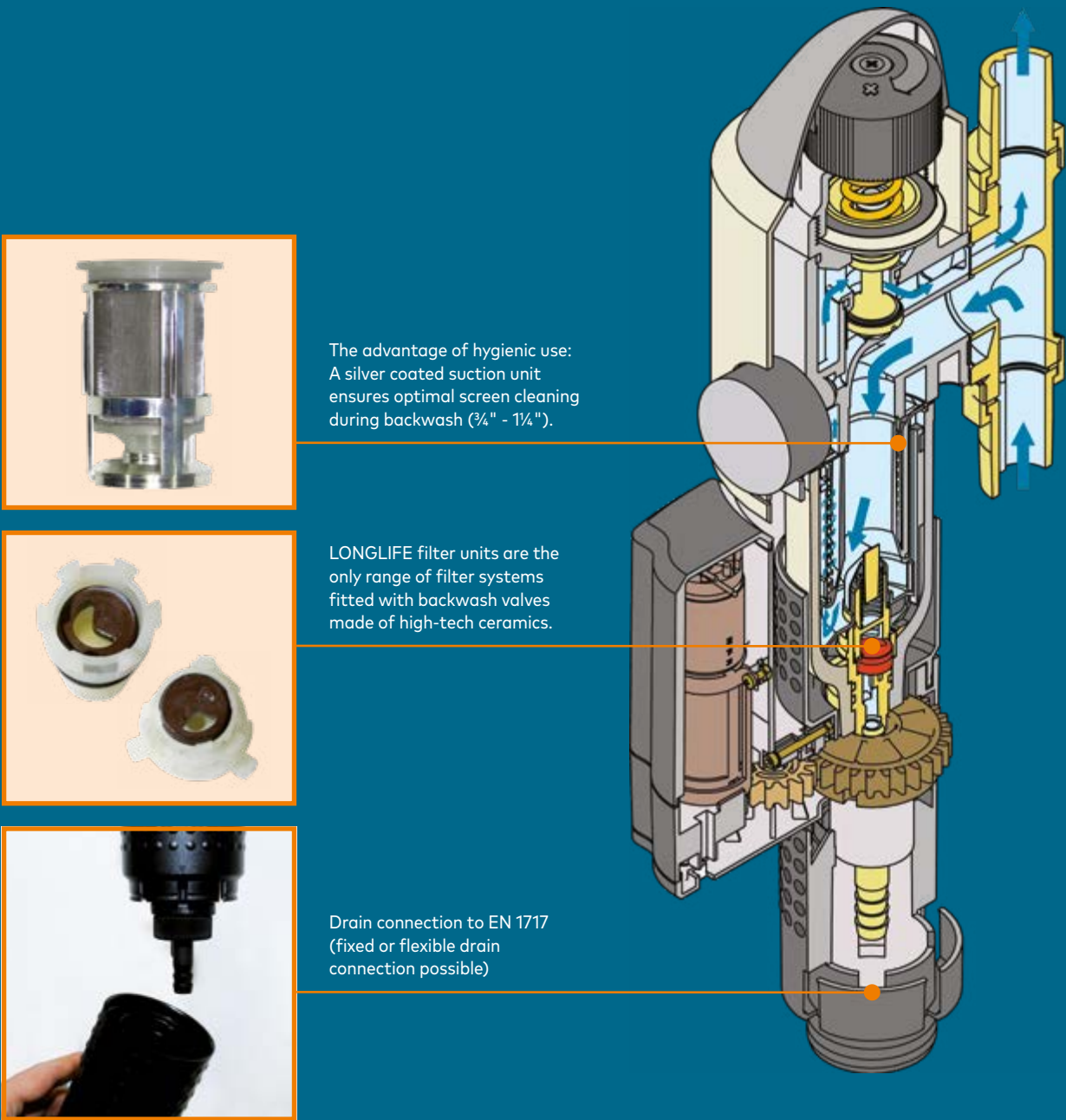
Installation dimensions see page 59.

Today's technology ensuring tomorrow's safety.

The LONGLIFE range.

Small particles, great danger – for all who think ahead.

Drinking water protective filters from the LONGLIFE range offer reliable protection at perfect price-benefit ratio. Unique thanks to patented ceramic technology – as proven millions of times.



The advantage of hygienic use: A silver coated suction unit ensures optimal screen cleaning during backwash (¾" - 1¼").

LONGLIFE filter units are the only range of filter systems fitted with backwash valves made of high-tech ceramics.

Drain connection to EN 1717 (fixed or flexible drain connection possible)

JUDO JUKO-LONGLIFE ¾" - 2"

Backwash protective sediment filter with pressure regulation

- With stainless steel filter screen, pressure regulator, backflow preventor (1½" - 2"), ceramic flush valve.
- Thanks to JUDO QUICKSET-E, installation in horizontally and vertically running pipes possible.
- For drinking water up to 30 °C
Operating pressure range 1.5 - 16 bar

Scope of delivery: Filter housing made of high-quality plastic PN 16, built-in rotary flange with patented bayonet lock made of brass with screw, threaded connector in accordance with EN 10226-1, filter screen made of stainless steel, silver-plated cleaning unit, large handwheel for backwashing with simultaneous cleaning of the inspection bell (with movable UV protection ¾" - 1¼"). With integrated free outlet discharge and patented ceramic flush valve with hose connection, pressure manometer, pressure regulator with factory-made pressure adjustment to 4 bar, pressure adjustment range from 1.5 - 6 bar, sound insulated group 1 without cover, cover with integrated backwashing date display.

Type	JUKO-LF	JUKO-LF	JUKO-LF	JUKO-LF	JUKO-LF
Pipe connection	¾"	1"	1¼"	1½" *	2" **
Flow rate m³/h **	2.3	3.6	5.8	9.1	14.0
Installation length mm	180	195	230	301	335
Filtration rate micron	100	100	100	100	100
Dimensions W x D x H mm	130 x 155 x 428	130 x 155 x 428	130 x 160 x 428	108 x 212 x 537	108 x 220 x 537
Order number	8170250	8170251	8170252	8170215	8170216

Made in Germany

Pressure regulator

Filter screen made of stainless steel

Proven quality

Inspection glass

Ergonomic handwheel

Back-washing reminder

Very reliable

Horizontal and vertical installation

JUDO FILT-A

Automatic upgrade unit

- For the upgrade of manual JUKO-LONGLIFE water stations to automatic backwashing units, with patented safety module and pot.-free contact for external reporting.

Scope of delivery: For the upgrade of manual JUKO-LONGLIFE filter to automatic backwash units. Timer-controlled automatic backwashing. The filter screen surface is cleaned three times during each backwashing process. Presettable backwash interval (1 day, 1 week, 1 month, 2 months). Including plug-in 230 V/50 Hz power supply. With buffer battery, which ensures that backwashing which has already started is completed even if there is power failure, and test unit for the buffer battery.

Unit may be assembled with manual filter at point of sale to provide a completed automatic filter or retrofitted to upgrade an existing manual JUKO-LONGLIFE unit.

Please note: When upgrading an existing manual JUKO-LONGLIFE unit, direct access to a power supply and drain is required.

Order number	2170666
--------------	---------

* JUKO-LONGLIFE 1½" - 2": with non return valve
** To EN 1567 for drinking water on a clean screen.
Installation dimensions see page 59.



Type JUKO-LONGLIFE ¾" - 1¼"



- ✓ **Quality assured**
made in Germany
- ✓ **Reliable protection**
against particle inflow
- ✓ **Economical**
no expensive and complicated cartridge changes
- ✓ **Uncomplicated**
easy backwashing
- ✓ **Effective backwash**
thanks to ceramic disk technology
- ✓ **Practical**
no interruption to the water supply during backwash
- ✓ **Low impact**
no waste cartridges and low water consumption thanks to an effective backwash
- ✓ **Clean**
UV protective cover cap ¾" - 1¼"



Type FILT-A (Automatic upgrade kit)

- ✓ **Compact upgrade kit**
- ✓ **Also suitable for retrofitting**
- ✓ **Easy installation**



Type SPEEDY-LONGLIFE 3/4" - 1 1/4"



- ✓ **Quality assured**
made in Germany
- ✓ **Reliable protection**
against particle inflow
- ✓ **Economical**
no expensive and complicated cartridge changes
- ✓ **Uncomplicated**
ease of backwashing
- ✓ **Effective backwash**
thanks to ceramic disk technology
- ✓ **Practical**
no interruption to the water supply during backwash
- ✓ **Low impact**
no waste cartridges and low water consumption thanks to an effective backwash
- ✓ **Clean**
UV protective cover cap 3/4" - 1 1/4"



Type FILT-A (Automatic upgrade kit)

- ✓ **Compact upgrade kit**
- ✓ **Also suitable for retrofitting**
- ✓ **Easy installation**

JUDO SPEEDY-LONGLIFE 3/4" - 2"

Backwash protective sediment filter

- + With stainless steel filter screen, backwash unit, ceramic flush valve, integrated backwash reminder.
- For drinking water up to 30 °C
Operating pressure range 1.5 - 16 bar

Scope of delivery: Filter cover made of high-quality plastic PN 16, screws made of brass, threaded connector in accordance with EN 10226-1, filter screen made of stainless steel, silver-plated cleaning unit, large handwheel for backwashing with simultaneous cleaning of the inspection bell (with movable UV protection 3/4" - 1 1/4"). With integrated free outlet discharge and patented ceramic flush valve with hose connection as well as cover with integrated backwash date display.

Type	JSY-LF	JSY-LF	JSY-LF	JSY-LF	JSY-LF
Pipe connection	3/4"	1"	1 1/4"	1 1/2"	2"
Flow rate m³/h *	6.1	7.1	7.3	12.2	15.1
Installation length mm	180	195	230	252	280
Filtration rate micron	100	100	100	100	100
Dimensions W x D x H mm	180 x 115 x 386	195 x 115 x 386	230 x 115 x 386	252 x 114 x 369	280 x 114 x 384
Order number	8070568	8070569	8070570	8070558	8070559

Made in Germany

Filter screen made of stainless steel

Proven quality

Inspection glass

Ergonomic handwheel

Backwashing reminder

Very reliable

JUDO FILT-A

Automatic upgrade unit

- + For the upgrade of manual backwashing SPEEDY-LONGLIFE Filters to automatic backwashing units, with patented safety module and pot.-free contact for external reporting.

Scope of delivery: For the upgrade of manual SPEEDY-LONGLIFE filter to automatic backwash units. Timer-controlled automatic backwashing. The filter screen surface is cleaned three times during each backwashing process. Presettable backwash interval (1 day, 1 week, 1 month, 2 months). Including plug-in 230 V/50 Hz power supply. With buffer battery, which ensures that backwashing which has already started is completed even if there is power failure, and test unit for the buffer battery.

Unit may be assembled with manual filter at point of sale to provide a completed automatic filter or retrofitted to upgrade an existing manual SPEEDY-LONGLIFE unit.

Please note: When upgrading an existing manual SPEEDY-LONGLIFE unit, direct access to a power supply and drain is required.

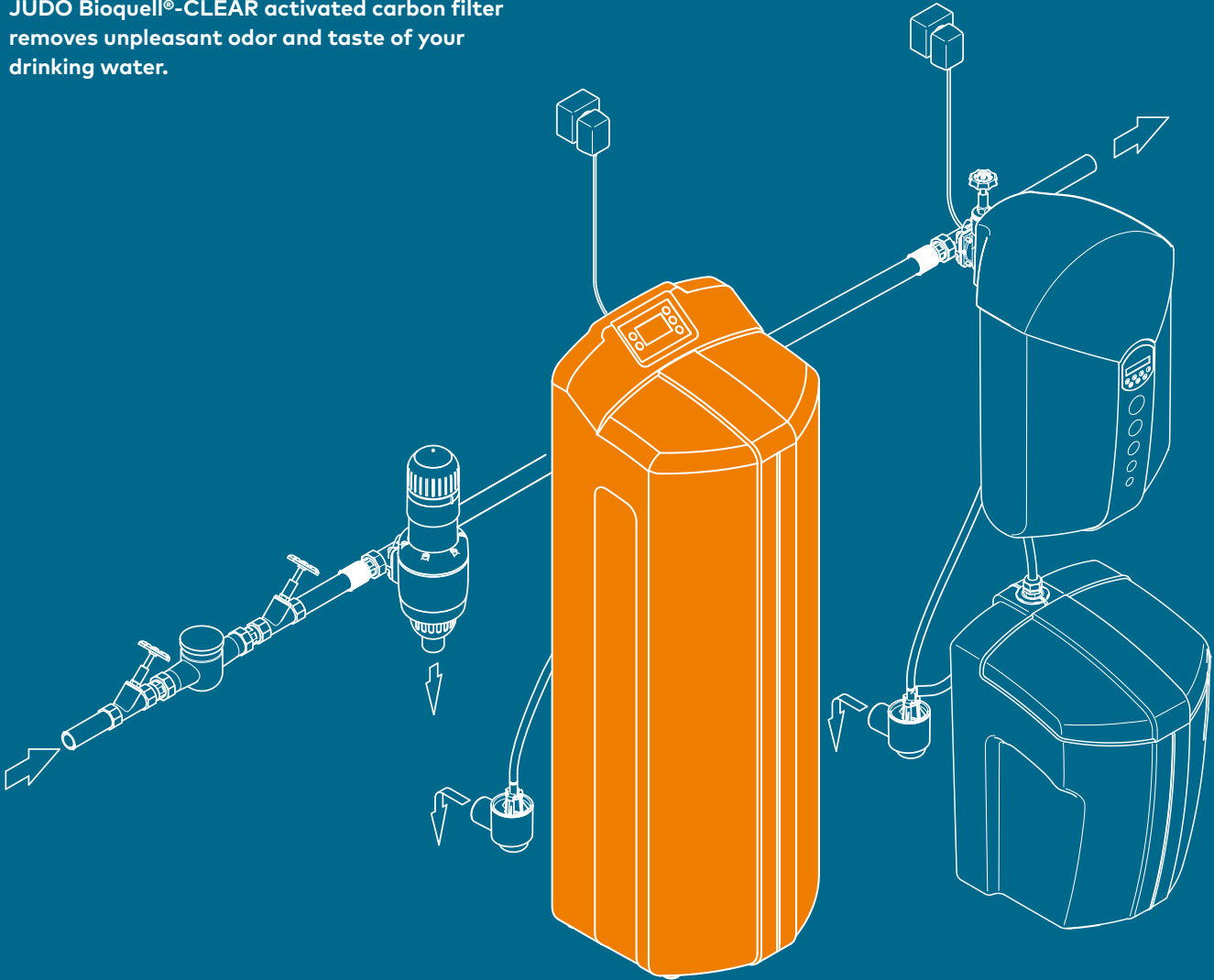
Order number	2170666
--------------	---------

* Flow rate for drinking water with cleaned screen at 0.5 bar pressure loss. Installation dimensions see page 59.

Bioquell®-CLEAR

Activated carbon filter

JUDO Bioquell®-CLEAR activated carbon filter removes unpleasant odor and taste of your drinking water.



Purify your drinking water

The JUDO Bioquell-CLEAR activated carbon filter is the second stage of an efficient domestic water treatment. Unpleasant odor and taste causing chemicals, heavy metals and microorganisms are removed from the drinking water via adsorption.

JUDO Bioquell®-CLEAR

The home water purifier.

For the removal of residual chlorine and improvement of taste in clear, colourless, iron-and-manganese-free drinking and process water by treatment with activated carbon and KDF, in non-permanent operation.


Large display for easy monitoring

Removable covers for easy maintenance

Control valve for larger flow volumes

Riser tube with KDF

High grade activated carbon



JUDO Bioquell®-CLEAR

The home water purifier

Stable plastic housing, proven quality, automatic and manual backwash, very reliable

Scope of delivery: Filter container in fibreglass-reinforced polyester filled with high-grade activated carbon, upper and lower injectors and tubing filled with KDF, and robust and well-formed casing. Display and electronic controls for operation, backwash, status report and manual backwash start-up. Removable covers for easy maintenance (Bioquell®-CLEAR 150/250).

Note: For hygienic reasons, the activated carbon should be replaced every 6 months.

Type	Bioquell®-CLEAR 75	Bioquell®-CLEAR 120
Pipe connection Inch	¾"	¾"
Flow rate m³/h	0.75	1.2
Active carbon quantity l	8	12
Operating pressure bar	1.5 - 8	1.5 - 8
Max. water temperature °C	40	40
Dimensions W x D x H mm	245 x 270 x 575	275 x 295 x 575
Order number	8200385	8200386

Accessories	Order number
Bypass valve For installation between pipe connector and Bioquell® SOFT / CLEAR	2202015



Type	Bioquell®-CLEAR 150	Bioquell®-CLEAR 250
Pipe connection Inch	¾"	1"
Flow rate m³/h	1.5	2.5
Active carbon quantity l	20	30
Operating pressure bar	1.5 - 8	1.5 - 8
Max. water temperature °C	40	40
Dimensions W x D x H mm	400 x 387 x 1.200	400 x 387 x 1.200
Order number	8200387	8200388

Accessories	Order number
Bypass valve For installation between pipe connector and Bioquell® SOFT / CLEAR	2202015



Type Bioquell®-CLEAR 75



Type Bioquell®-CLEAR 250

- ✓ **High flow rate –**
Point of Entry system
- ✓ **High grade activated carbon**
- ✓ **Removes offending odours and tastes**
- ✓ **KDF -** Effective against chlorine, sulphides, dissolved heavy metals and microorganisms
- ✓ **Automatic, time controlled backwash (adjustable)**

Installation dimensions see page 60.

Softened water gives a sense of wellbeing with a plus.



How the units operate:
Duplex Parallel Unit

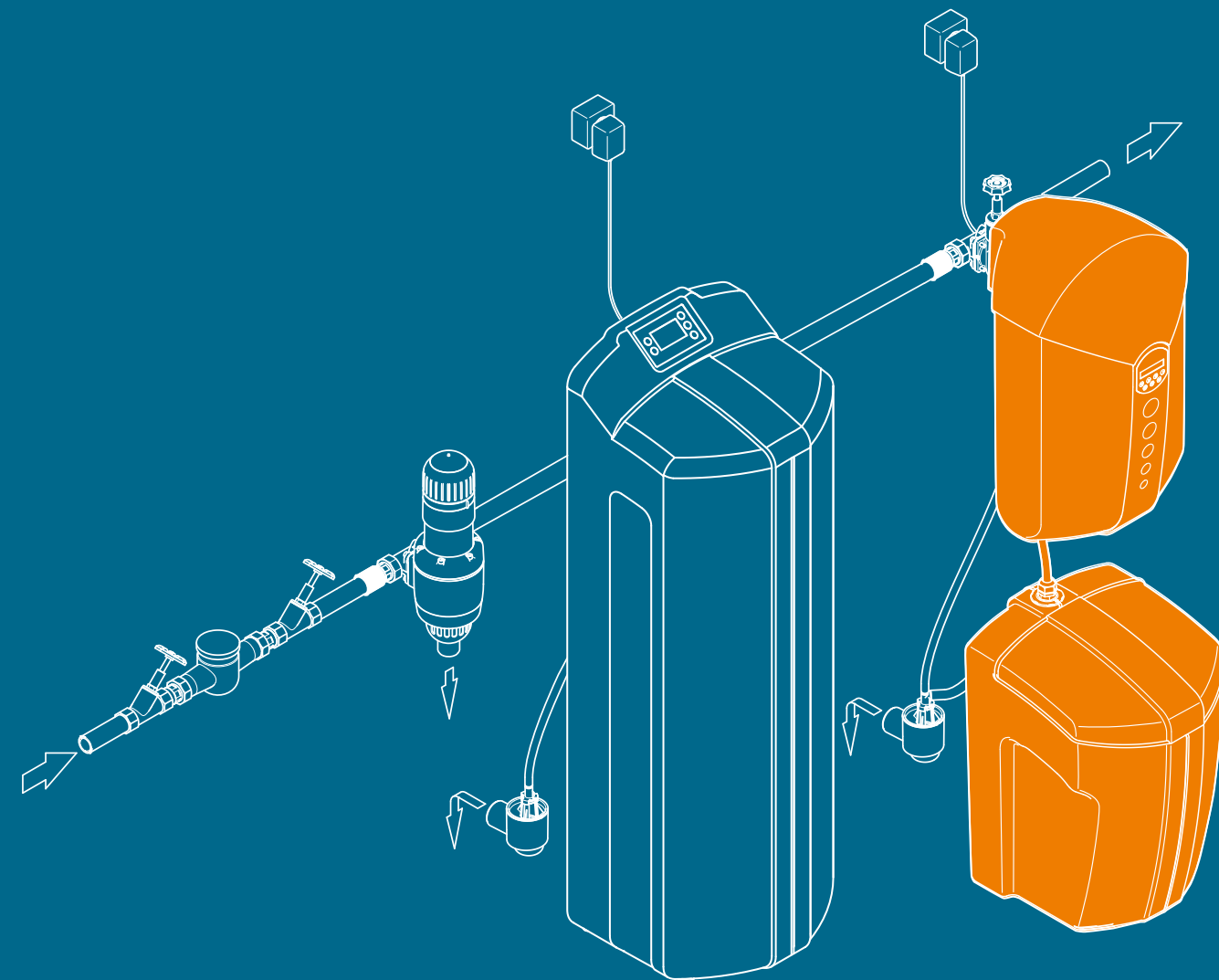
The units are double chamber, flow controlled softening units, whereby water is divided between the chambers and softened using ion exchange in both chambers at the same time. When a regeneration is required, the whole water supply is fed into one chamber to be softened whilst the other chamber is regenerated. The same process is then carried out on the second chamber whilst the first softens water. When the entire regeneration cycle is completed (approx. 15 minutes) water is then softened in parallel in both chambers again. The process ensures a constant and ongoing supply of softened water even during the regeneration cycle. All units are stagnation free and offer hygienic operation thanks to a disinfection cycle both during the regeneration cycle and automatically after 96 hours with no water flow.



Type	i-soft@home 2	i-soft@home 4	QUICKSOFT-P	QUICKSOFT-P MEGA	QUICKSOFT-M
Number of bathrooms *	1 - 2	3 - 6	1 - 2	3 - 6	1 - 2
Salt consumption per regeneration	approx. 0.20 kg	approx. 0.20 kg	approx. 0.19 kg	approx. 0.19 kg	approx. 0.19 kg
Flush volume per regeneration	approx. 25 litres	approx. 25 litres	approx. 25 litres	approx. 25 litres	approx. 25 litres
Pipe connection	1"	1¼"	1"	1¼"	1"
Flow rate m³/h	1.9	3.8	1.8	3.6	1.8
Fully automatic customised water	✓	✓	-	-	-
Soft water round the clock	✓	✓	✓	✓	✓
Display screen	✓	✓	✓	✓	✓
Leakage warning	✓	✓	-	-	-
Duplex parallel technology	✓	✓	✓	✓	✓
Automatic disinfection	✓	✓	✓	✓	✓
See pages	38	38	42	42	43

i-soft@home

The intelligent water softener



Smart, soft water

The first and only intelligent, fully automatic softening system – can be operated from anywhere in the world via app. Each i-soft contains two softener modules in parallel operation for 24 hours of water in the quality of your choice.

From existing water to Perfect Water

Drinking water comes from a single water supply company – but usually from different sources. JUDO softening systems compensate for fluctuating water hardness, fully automatically, and consistently deliver the water quality you want. This is made possible by the i-guard sensor, which measures the incoming water.

Calcium versus Sodium: A winning swap

Water softeners operate on the principle of ion exchange, in which calcium and magnesium ions are exchanged for sodium ions. The resin in the unit's softening chamber is coated with sodium ions. As hard water passes through the chamber, the sodium ions are replaced by calcium out of the incoming water supply on the resin's surface. The sodium ions are now in the water supply and the water is softened. Once all the resin in the chamber has been saturated, the softener automatically starts a regeneration cycle.

The only thing better than softened water is, water softened by JUDO.

You can't tell the quality of water just by its appearance. With a JUDO water softener, however, you can. The PREMIUM range of JUDO softeners offers a scope of advantages in terms of quality, comfort and hygiene. Being parallel operating duplex units with alternating regeneration, they operate completely stagnation-free.

Advantage: Flexibility

The softener offers an efficient regeneration and only when it is actually needed, that's to say, only when the total unit's capacity has been exhausted. While one chamber is in regeneration, the second chamber is still in operation. Softened water is thus available round the clock. Peaks and fluctuations in water consumption are therefore covered.

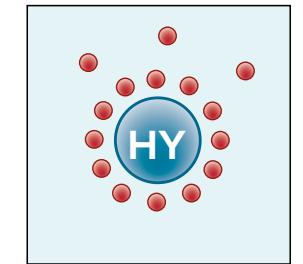
Advantage: Hygiene

The most important pre-requisite for perfect hygiene within a system is keeping it stagnation-free during operation. Our softeners go a step further with a disinfection run incorporated in every regeneration cycle.

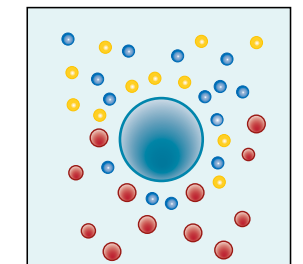
Advantage: Economy of operation

Thanks to its intelligent operating concept, the unit ensures the use of the total softening capacity available. Precise, volume controlled regeneration cycles ensure that salt consumption and flush water volumes are held at a minimum.

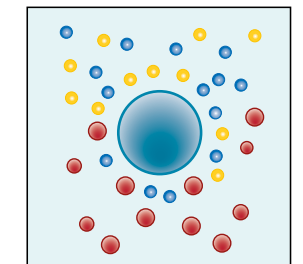
The ion exchange process



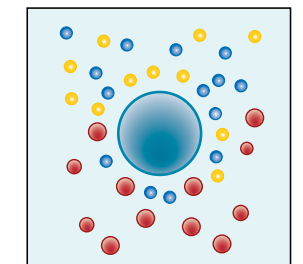
**Step 1
Hygienic rinse**
before entering service.



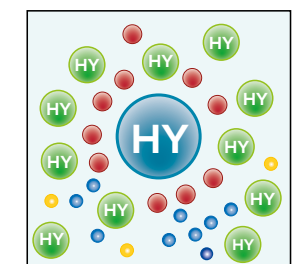
**Step 2
Softening**
Calcium and magnesium ions are retained on the resin, replacing them by sodium.



**Step 3
Saturation**
The resin is now saturated to capacity with hardening agents (calcium and magnesium).



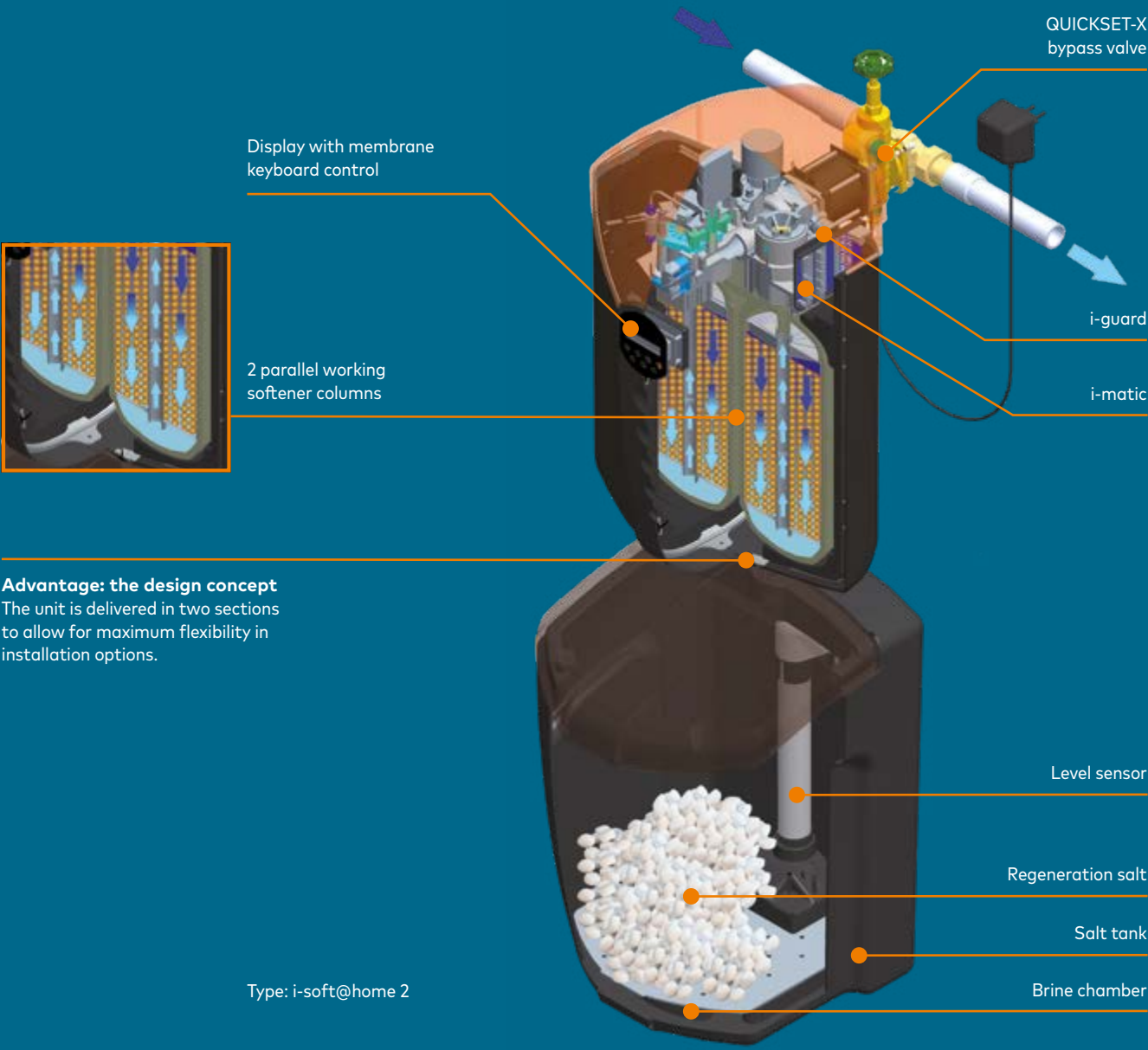
**Step 4
Regeneration**
Brine feed. Calcium and magnesium ions are removed by the brine flow and flushed from the system to be replaced with sodium ions.



**Step 5
Hygiene**
Automatic disinfection run to protect from bacterial growth.

FULLY AUTOMATIC CUSTOMISED WATER.

Exclusive with JUDO: fully automatic, quality-dependent mixed water control. Most water supply companies get their water from different sources. This may lead to significant fluctuations in water hardness. The JUDO i-soft@home compensates these fluctuations automatically with its patented water management and ensures constant soft water flow round the clock. If another water hardness level is desired, it is easy to set it by pressing a button or via App. The device takes care of mixed water control automatically.

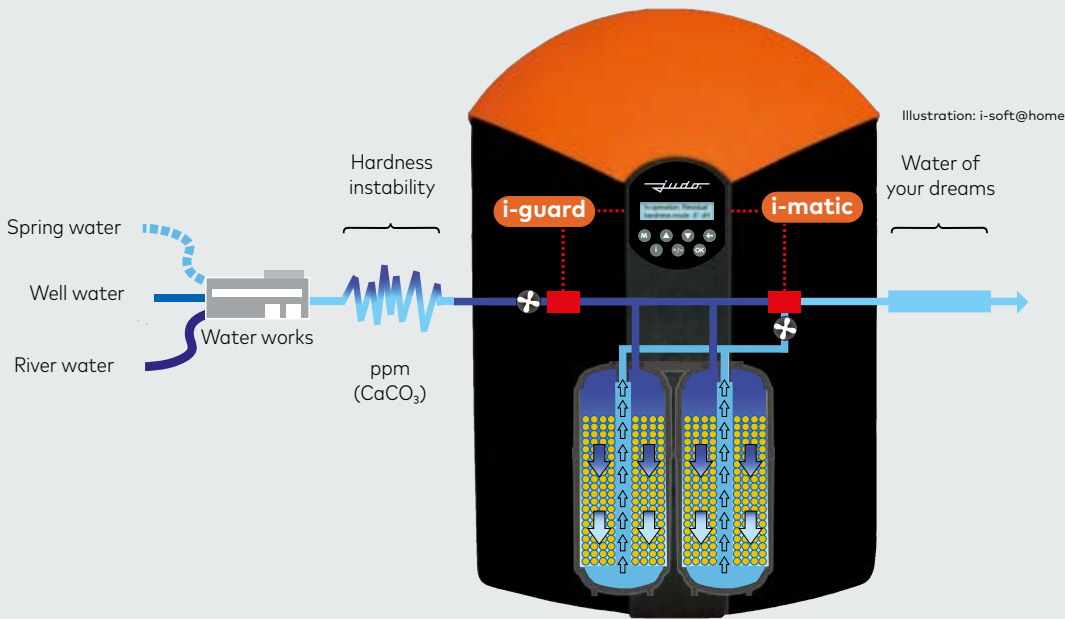


Advantage: the design concept
The unit is delivered in two sections to allow for maximum flexibility in installation options.

Hygienic: Stagnation-free operation, automatic disinfection process. Parallel operated, forced-flow softener columns in conjunction with small quantities of high-performance resins and optimized regeneration intervals.

SOFT WATER,

without interruption round the clock.



i-guard – the smart quality assurance

The i-guard monitors the supply water quality, fully automatically, and reports it to the i-matic.

The intelligent, self-regulating control

It automatically converts the information received from the i-guard into the required system configuration and thus achieves the desired water quality.

The Perfect Water, consistently

The i-guard consistently guarantees your desired water quality. If the inlet water quality changes, the water softener setting adjusts fully automatically.

All unit functions can be controlled easily and comfortably through membrane keyboard. The signal display uses different colours to show the current operating status of the system.


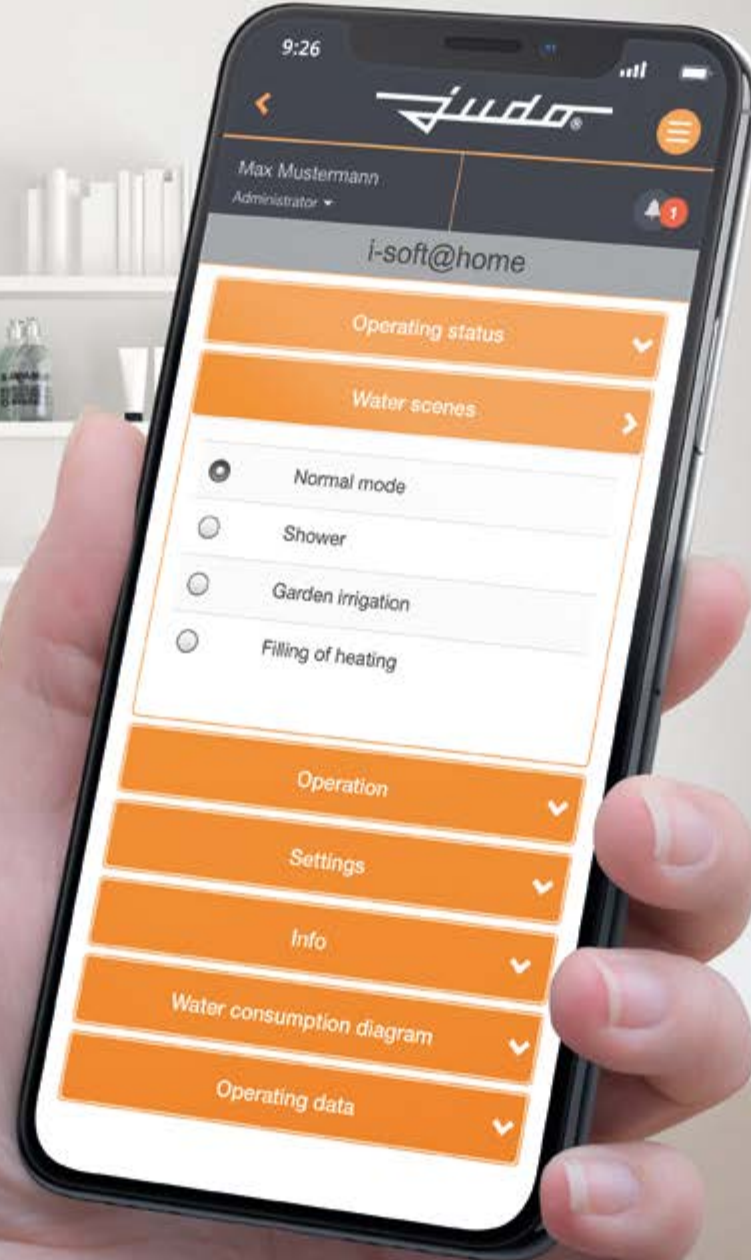
Unique operating concept – simple and intuitive, anytime, anywhere

JUDO i-soft series water softening systems can be controlled remotely with a smartphone or tablet*. Commissioning is also child's play as it is "plug and play", saving you time and money.
* iOS and Android



ONLY WITH JUDO

Soft water with
just one touch.



Download on the
App Store



GET IT ON
Google Play

Apple and the Apple logo are trademarks of Apple Inc., registered in the U.S. and other countries.
App Store is a service mark of Apple Inc., registered in the U.S. and other countries.
Google Play and the Google Play logo are trademarks of Google LLC.



JU-Control – the name says it all



**Whether one system or several –
you only need one app.**



**Two heads are better than one.
Integrate additional users.**

The fully automatic water softener JUDO i-soft@home helps you set your desired water quality spontaneously depending on the situation. You can do it directly on the device itself. Or via App. Only an initial raw water hardness calibration is required.

The new JU Control App offers different settings which you can select with just one touch. i-soft@home then automatically sets the desired water quality. Factory settings can be adjusted to meet actual requirements.

Everything at a glance: In Live View Mode you have an overview and access to all important operational data at any time. In addition, the App informs you of your daily, weekly, monthly and yearly water consumption.

Fully automatic, remote controlled water softening – available only from JUDO!

Accessible with the optional connectivity module:

i-soft@home 2, i-soft@home 4
QUICKSOFT-P, QUICKSOFT-P MEGA, QUICKSOFT-M

Call-Function – The backwash reminder:

JUDO PROFI

Always in the loop


The JU-Control app keeps you up to date with all the current data of your unit. Settings, maintenance reminders or consumption data with a daily, weekly or monthly overview. All of this can be retrieved, monitored and reviewed at any time, simply and comfortably from your own mobile. You will be informed, for example, when the salt tank in your softener needs a refill. Additional features, such as leakage protection, can be easily controlled directly from the JU-Control app, where you can also alter holiday mode settings and shut-off parameters.

Run several units with just one app.


Do you have several JUDO products you would like to control via the JU-Control app? A landlord, for example, with a range of properties? All your JUDO units can be grouped together in one single app. The screen can be altered allowing you to have an overview of all your units which can then be retrieved individually.

All in plain sight


Very practical: Several judo units can be grouped together in a single app ensuring a complete overview and easy use. Thanks to Live-Mode, operational data of all your JUDO units are instantly visible.



Type i-soft@home 2



- ✓ **Quality assured**
made in Germany
- ✓ **Measures and regulates,**
automatically recognises
fluctuations in incoming
hardness and adjusts for optimal
performance, unique worldwide
- ✓ **Softened water round the
clock.** Dual chamber softening
in parallel
- ✓ **Optimal unit hygiene,**
stagnation-free, forced flow,
automatic disinfection
- ✓ **Siphon included**






QUICKSET-X bypass valve (JQX)
included

Installation dimensions see page 60.

JUDO i-soft@home 2 - 4

Fully automatic water softening unit









-  Protects from scale deposits and offers water comfort.
-  Thanks to JUDO QUICKSET-E, installation in horizontally and vertically running pipes possible.
-  For drinking water up to 30 °C
Operating pressure range 2 - 7 bar








Stagnation-free performance
The parallel operation of the unit ensures a homogeneous flow throughout the system.

Scope of delivery i-soft@home 2: Unit consisting of fiberglass-reinforced tanks (PN 10), filled with high-quality monospheric ion exchange resin in food grade quality for optimal water distribution and minimization of pressure loss and regeneration agent usage. Separate salt solution and supply tank with continuous brine supply and integrated level monitoring. With i-guard sensor in water inlet to determine drinking water quality (one time calibration of raw water hardness), i-matic mixed water control, for constant desired water hardness even with fluctuating input hardnesses. Tried and tested, wear-free ceramic disc technology for lifelong programmed operational sequences. Forced regeneration after 96 hours and unit cleaning through integrated disinfection device with platinum plated titanium electrodes. Controller electronics with membrane keyboard and multi-line LCD display for operation, regeneration, residual hardness, 2-level lack of salt indicator, colour status light display and manual regeneration trigger and setting of leakage monitoring function. Including built-in rotary flange (QUICKSET-E) with patented bayonet connection, with screws and assembly cover, including plug-in power supply.

Scope of delivery i-soft@home 4: like i-soft@home 2, but consisting of 2 softener modules, in addition to parallel connection flange JGT 1¼".

Type	i-soft@home 2	i-soft@home 4
Pipe connection	1"	1¼"
Flow rate m³/h	1.9	3.8
Nominal flow with hardness reduction from 360 ppm (CaCO ₃) to 140 ppm (CaCO ₃) m³/h	3.0	5.0
Peak flow m³/h	3.5	5.0
Salt supply tank content kg	50	100
Salt use for each m³ and hardness reduction from 360 ppm (CaCO ₃) to 140 ppm (CaCO ₃) kg	0.4	0.4
Dimensions W x D x H mm	390 x 460 x 1.430	990 x 475 x 1.430
Order number	8203040	8203041

 Made in Germany
  Stable plastic housing
  Proven quality
  Especially hygienic
  Long-lasting ceramic disc technology
  Short regeneration time
  Resin in food grade quality
  Cost-saving

 Soft water round the clock
  Separate brine tank
  Very reliable
  Horizontal and vertical installation
  Signal display with traffic light function
  Product has potential-free contact
  Holiday mode



UNIQUE
AMONG
ITS PEERS

Especially compact or eminently flexible?

Top end technology cased in three different bodies: QUICKSOFT-P and -P MEGA are split part units with softener and brine/salt tank separated. Easy to fill and clean and, thanks to an extremely flexible connection tube, offering high adaptability in installation options. And that is not the end of the story as, just like the 'little brother' of the family, the QUICKSOFT-M, these floormounted units are all extremely compact in size but veritable giants in performance. A small cellar, utility cupboard or a corner of the apartment. There is always a unit that fits.

Hygiene

Stagnation-free operation. Softening chambers with forced flow. The highest quality of monospheric resin. Optimised regeneration intervals. Disinfection and hygienic rinse with every regeneration cycle. In short: The range of QUICKSOFT duplex softeners offer the best in hygiene, performance and safety.

Ceramic disc technology

For a precise and efficient control of regeneration cycles and a longer working life.

Control screen with touch control

All functions are simply and easily controlled by digital display. The menu is easy to use and follow. Especially practical, and unique to JUDO products, it is the signal screen which uses colour change to allow you to monitor the unit's operation status even from a distance.

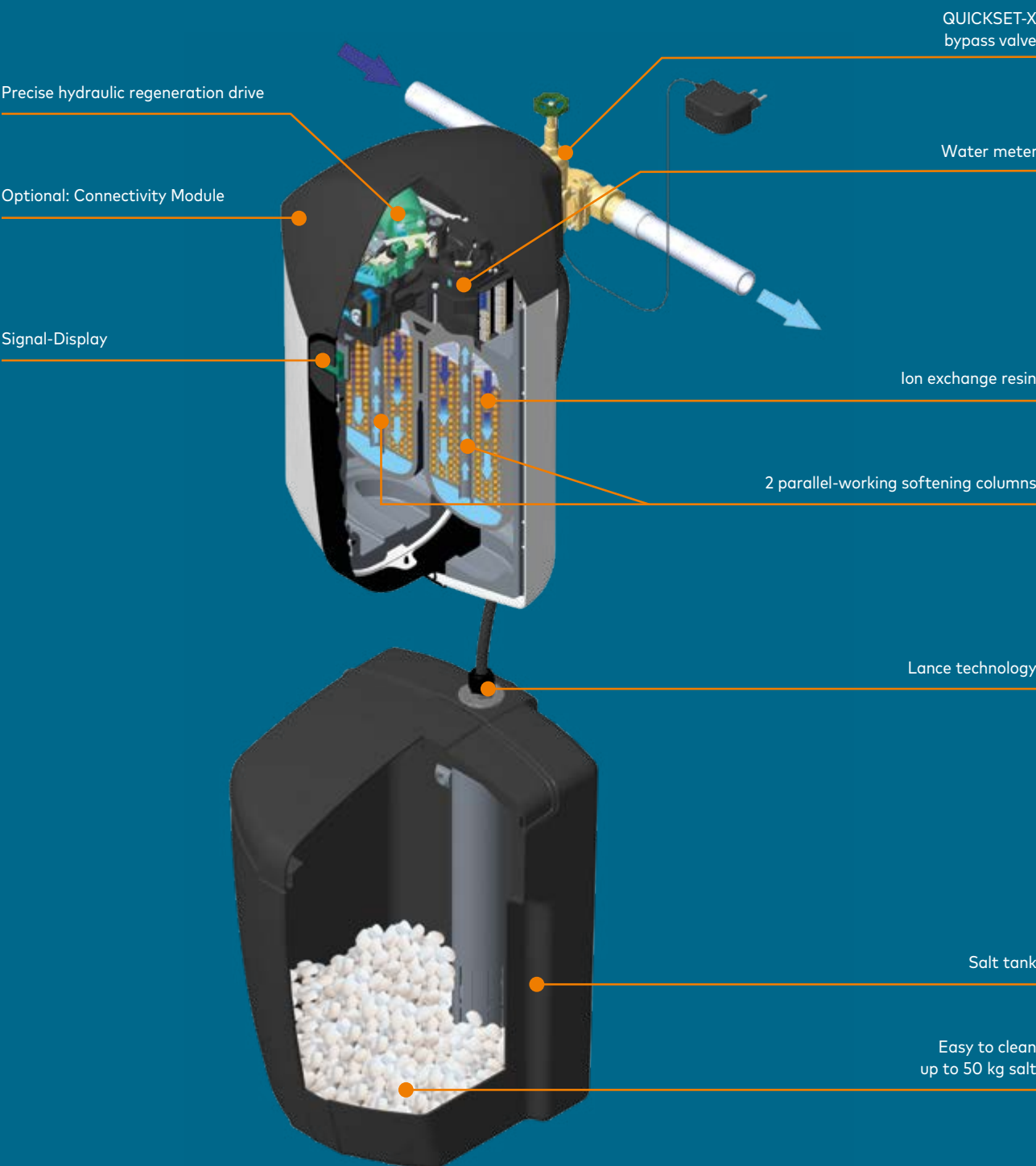
Salt level indicator

By changing the colour on the signal screen as well as with a message on the display, your unit will let you know when it is time to replenish your salt supply.

SOFT WATER WHEN YOU WANT IT.

The new JUDO QUICKSOFT range unites decades of water treatment experience and today's design and engineering with tomorrow's technology. Truly the JUDO experience!

QUICKSOFT-P



JUDO QUICKSOFT SOFTENERS

Double column, parallel operating units with optimised regeneration intervals ensuring soft water whenever you need it.



JUDO QUICKSOFT units can also be fitted with an optional connectivity module. Via a LAN connection and an app you can turn your QUICKSOFT into a communications centre. One glance at your smartphone will then get you all the information you need.



All unit functions can be regulated using the membrane keypad. Changes in display colour indicate current unit's status.

QUICKSOFT-P and QUICKSOFT-P MEGA

have a separate salt/brine tank, which is very easy to clean and with long connection hoses that are incredibly flexible to install.

The QUICKSOFT-M

is a cabinet system. With the same technology and performance, but with compact measurements, it is a true giant among the compact systems.



Type: QUICKSOFT-M

Type: QUICKSOFT-P



Type QUICKSOFT-P

- ✓ **Quality assured**
made in Germany
- ✓ **Softened water round the clock.** Dual chamber softening in parallel
- ✓ **Optimal unit hygiene,** stagnation-free, forced flow, automatic disinfection
- ✓ **Signal-Display**
- ✓ **Siphon included**



QUICKSET-X bypass valve (JQX) included

Installation dimensions see page 60.

JUDO QUICKSOFT-P and QUICKSOFT-P MEGA

Water softening unit

- + Protects from scale deposits and offers water comfort.
- + Thanks to JUDO QUICKSET-E, installation in horizontally and vertically running pipes possible.
- + For drinking water up to 30 °C
Operating pressure range 2 - 7 bar

Scope of delivery JQS-P: Unit consisting of fiberglass-reinforced tanks (PN 10), filled with high-quality monospheric ion exchange resin in food grade quality for optimal water distribution and minimization of pressure loss and regeneration agent usage. Separate salt solution and supply tank with continuous brine supply and integrated level monitoring. Tried and tested, wear-free ceramic disc technology for lifelong programmed operational sequences. Forced regeneration after 96 hours and unit cleaning through integrated disinfection device with platinum plated titanium electrodes. Controller electronics with membrane keyboard and multi-cell LCD display for operation, regeneration, salt deficiency, colour status display as well as manual regeneration and potential-free fault signal. Including built-in rotary flange (QUICKSET-E) with patented bayonet connection, with screws and assembly cover. Including siphon for standard connection to the waste water system in accordance with EN 1717 and DIN 1988-100. Including plug-in power supply.

Scope of delivery JQS-P M: like QUICKSOFT-P, but consisting of 2 softener modules, in addition to parallel connection flange JQT 1½".

Option to expand with accessories: JUDO Connectivity Module to connect QUICKSOFT-P via LAN connection to a home network and Internet, iOS/Android App available, for access from anywhere to comprehensive information, automated messages and functions as well as for triggering regeneration.

Type	JQS-P	JQS-PM
Pipe connection	1"	1½"
Flow rate m³/h	1.8	3.6
Nominal flow with hardness reduction from 360 ppm (CaCO₃) to 140 ppm (CaCO₃) m³/h	3.0	5.0
Peak flow m³/h	3.5	5.0
Salt supply tank content kg	50	100
Salt use for each m³ and hardness reduction from 360 ppm (CaCO₃) to 140 ppm (CaCO₃) kg	0.4	0.4
Dimensions W x D x H mm	390 x 435 x 1.470	990 x 475 x 1.430
Order number	8203523	8200367

Accessories	Order number
JUDO Connectivity Module	8235010
JUDO Connectivity Module Set for JUDO QUICKSOFT-P MEGA	8235011

Made in Germany

Stable plastic housing

Proven quality

Especially hygienic

Long-lasting ceramic disc technology

Short regeneration time

Resin in food grade quality

Cost-saving

Soft water round the clock

Separate brine tank

Very reliable

Horizontal and vertical installation

Signal display with traffic light function

Connectivity module (optional)

LAN connection (optional)

Product has potential-free contact

Holiday mode

JUDO QUICKSOFT-M

Floor standing softening unit

- + Protects from scale deposits and offers water comfort.
- + Thanks to JUDO QUICKSET-E, installation in horizontally and vertically running pipes possible.
- + For drinking water up to 30 °C
Operating pressure range 2 - 7 bar

Scope of delivery JQS-M: like QUICKSOFT-P, however available as cabinet system with integrated salt solution and supply tank, suitable for block or tablet regeneration salt. Including Quickset connection and plug-in power supply.

Option to expand with accessories: JUDO Connectivity Module to connect QUICKSOFT-M via LAN connection to a home network and Internet, iOS/Android App available, for access from anywhere to comprehensive information, automated messages and functions as well as for triggering regeneration. Quickset-U connection set with bypass and connectors for connection to piping as well as for the softener, flexible DVGW approved tubing.

Type	JQS-M
Pipe connection	1"
Flow rate m³/h	1.8
Nominal flow with hardness reduction from 360 ppm (CaCO₃) to 140 ppm (CaCO₃) m³/h	3.0
Peak flow m³/h	3.5
Salt supply tank content kg	30
Salt use for each m³ and hardness reduction from 360 ppm (CaCO₃) to 140 ppm (CaCO₃) kg	0.4
Dimensions W x D x H mm	405 x 480 x 580
Order number	8203522

Accessories	Order number
JUDO Connectivity Module	8235010

Made in Germany

Stable plastic housing

Proven quality

Especially hygienic

Long-lasting ceramic disc technology

Short regeneration time

Resin in food grade quality

Cost-saving

Soft water round the clock

Separate brine tank

Very reliable

Horizontal and vertical installation

Signal display with traffic light function

Connectivity module (optional)

LAN connection (optional)

Product has potential-free contact

Holiday mode



Type QUICKSOFT-M

- ✓ **Quality assured**
made in Germany
- ✓ **Softened water round the clock.** Dual chamber softening in parallel
- ✓ **Optimal unit hygiene,** stagnation-free, forced flow, automatic disinfection
- ✓ **Signal-Display**
- ✓ **Siphon included**



QUICKSET-X bypass valve (JQX) included


Installation dimensions see page 61.

The Bioquell®-SOFT range

How the units operate:
Single Unit

These are single chamber, flow controlled units, whereby water is softened in one ion exchange column. When a regeneration is required, untreated water bypasses the unit. Once the regeneration cycle is completed, raw water is again automatically fed into the softening chamber for treatment.

All units are stagnation-free and offer hygienic operation thanks to a disinfection process both during the regeneration cycle and automatically after 96 hours with no water flow.



Type	Bioquell®-SOFT 15	Bioquell®-SOFT 40	Bioquell®-SOFT 65	Bioquell®-SOFT 100
Number of bathrooms *	1	1 - 2	1 - 2	2 - 3
Salt consumption per regeneration	approx. 0.3 kg	approx. 1.0 kg	approx. 1.6 kg	approx. 2.4 kg
Flush volume per regeneration	approx. 50 litres	approx. 80 litres	approx. 110 litres	approx. 170 litres
Pipe connection	3/4"	3/4"	1"	1"
Flow rates m³/h	0.75	1.5	2.0	2.5
Display screen	✓	✓	✓	✓
Leakage warning	-	-	-	-
Single technology	✓	✓	✓	✓
See pages	48	48	49	49

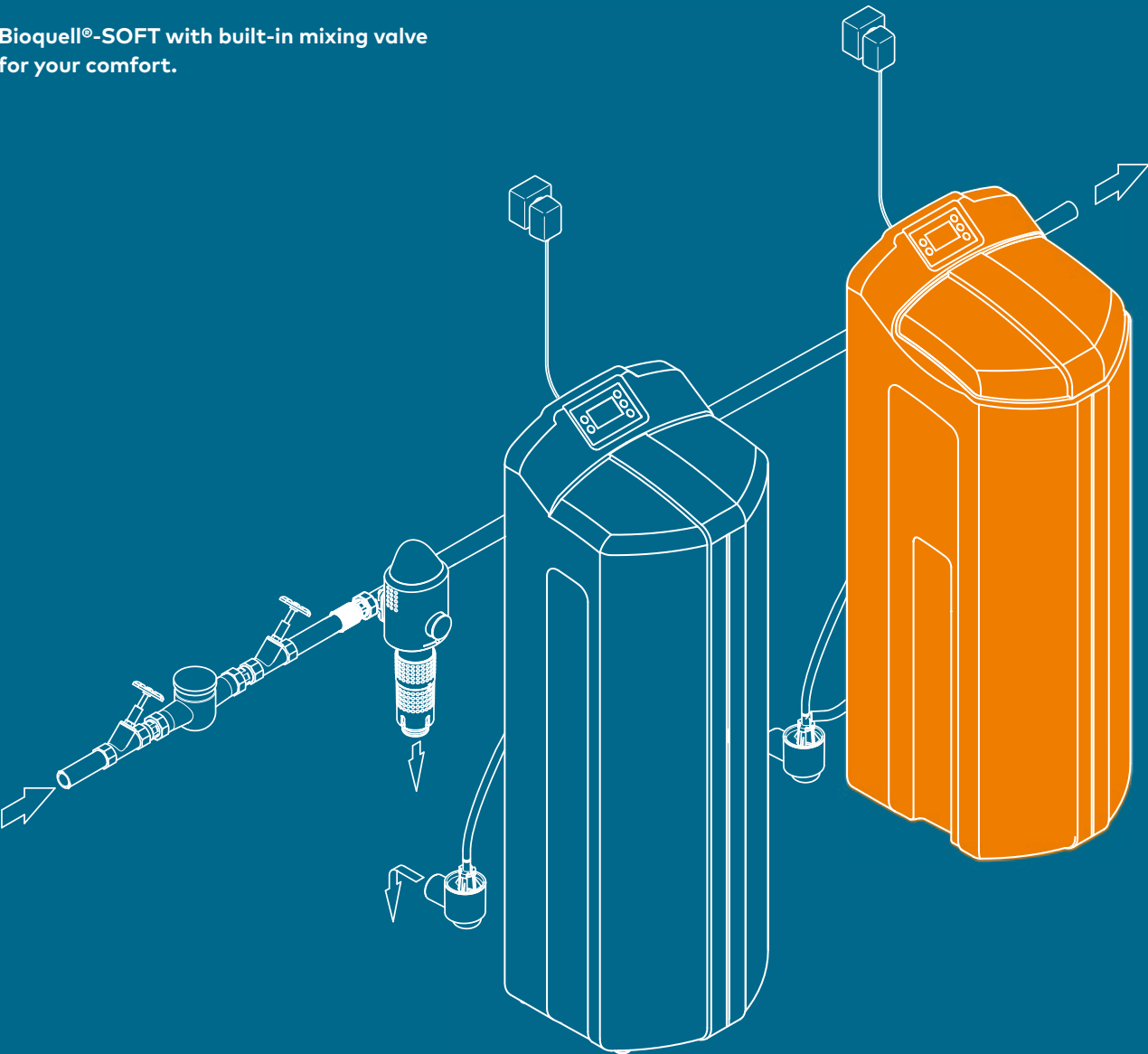
* Raw water hardness < 3.5 mmol/l (<350 ppm CaCO₃) and 3 people per apartment

All data is indicative at 4 bar pressure.

Bioquell®-SOFT

Soft water when you want it.

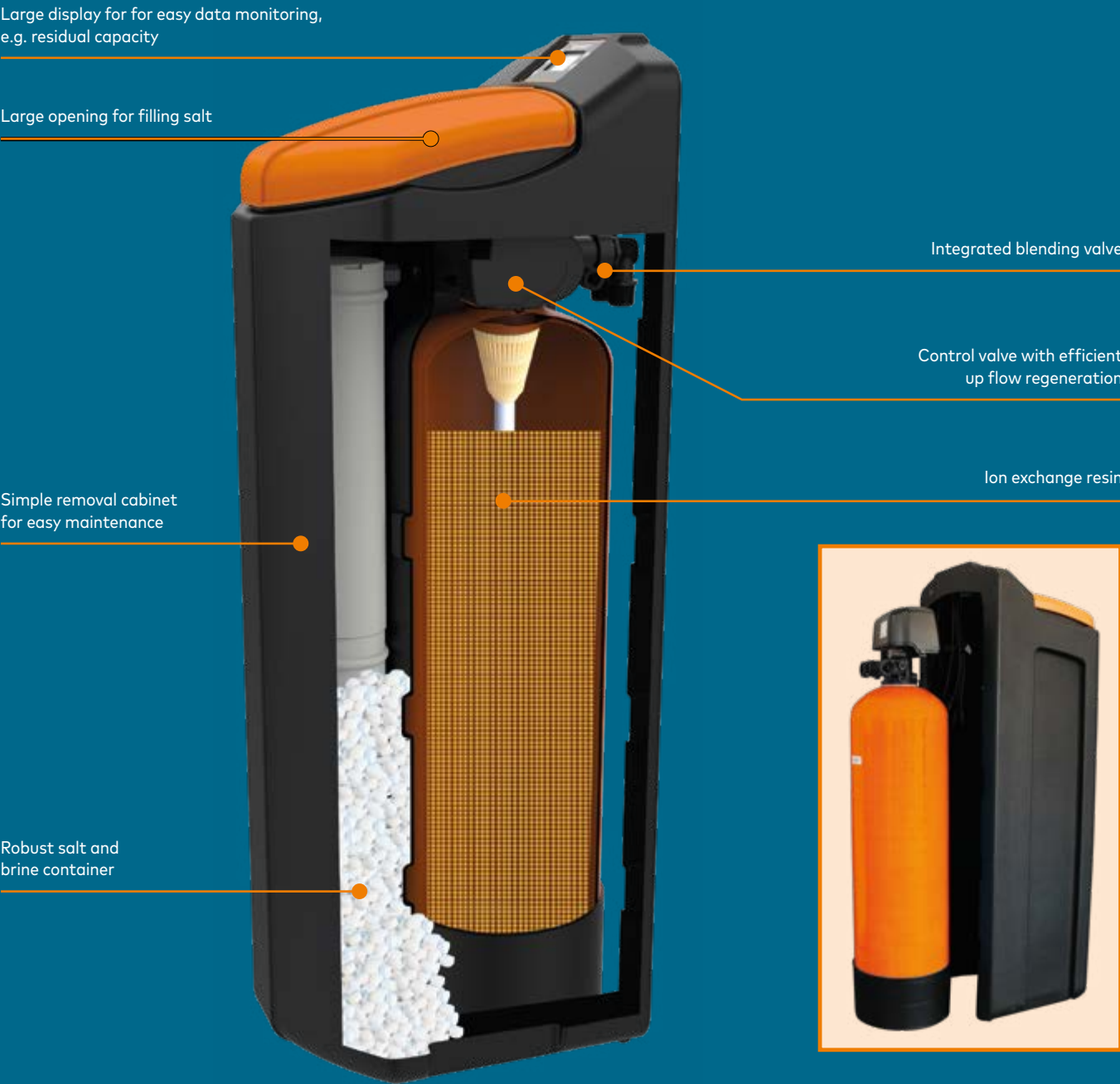
Bioquell®-SOFT with built-in mixing valve for your comfort.



Softened drinking water for a better quality of life. Anyone who has ever taken a bath in soft water knows the incomparably gentle feeling on the skin. Soft, fluffy laundry as well as saving cleaning time, soft water further enhances your wellbeing. JUDO softening units offer all of this and more, setting new standards in domestic water treatment.

JUDO Bioquell®-SOFT AS A SINGLE CHAMBER UNIT.

For better accessibility during installation or maintenance, the salt container can be moved away from the pressure tank. This saves time and resources, and improves handling in tight spaces.





Type Bioquell®-SOFT 15



Type Bioquell®-SOFT 40

- ✓ Reduces annoying scale build up
- ✓ Automatic, flow controlled regeneration
- ✓ Large opening for filling salt
- ✓ Low salt consumption
- ✓ SOFT models 15 - 40 fit under kitchen counter

Installation dimensions see page 61.

JUDO Bioquell®-SOFT 15 - 40

Fully automatic water softening unit

- + Protects from scale deposits and offers water comfort.
- For drinking water up to 40 °C
Operating pressure range 1.5 - 8 bar

Scope of delivery: Casing with integrated fibreglass-reinforced container filled with monospheric ion exchange resin in food quality for optimal water distribution and reduction of pressure loss and regeneration agent use. Integrated salt and brine container with ongoing brine production, for use with block and tablet salt. Integrated blending valve. Electronic control unit with keyboard and LED-display for operation, regeneration, holiday mode, status monitoring and manual backwash start-up. Automatic regeneration when in operation for at least 96 hours. Removable covers for easy maintenance.

Type	Bioquell®-SOFT 15	Bioquell®-SOFT 40
Pipe connection Inch	¾"	¾"
Flow rate m³/h	0.75	1.5
Capacity at optimal operation gram	270	710
Salt consumption per regeneration at optimal operation kg	0.6	1.9
Capacity in economy mode gram CaCO ₃	180	500
Salt consumption per regeneration in economy mode kg	0.3	1.0
Salt storage capacity kg	14	22
Operating pressure bar	1.5 - 8	1.5 - 8
Max. water temperature °C	40	40
Dimensions W x D x H mm	287 x 444 x 545	404 x 452 x 600
Order number	8200375	8200377

Accessories	Order number
Bioquell disinfection device Based on the NaCl electrolysis process, for Bioquell®SOFT softeners	2202018
Bypass valve For installation between pipe connector and Bioquell® SOFT / CLEAR	2202015

Made in Germany

Stable plastic housing

Proven quality

Especially hygienic

Resin in food grade quality

Cost-saving

Very reliable

Holiday mode

JUDO Bioquell®-SOFT 65 - 100

Fully automatic water softening unit

- + Protects from scale deposits and offers water comfort.
- For drinking water up to 40 °C
Operating pressure range 1.5 - 8 bar

Scope of delivery: Casing with integrated fibreglass-reinforced container filled with monospheric ion exchange resin in food quality for optimal water distribution and reduction of pressure loss and regeneration agent use. Integrated salt and brine container with ongoing brine production, for use with block and tablet salt. Integrated blending valve. Electronic control unit with keyboard and LED-display for operation, regeneration, holiday mode, status monitoring and manual backwash start-up. Automatic regeneration when in operation for at least 96 hours. Removable covers for easy maintenance.

Type	Bioquell®-SOFT 65	Bioquell®-SOFT 100
Pipe connection Inch	1"	1"
Flow rate m³/h	2	2.5
Capacity at optimal operation gram	1.157	1.780
Salt consumption per regeneration at optimal operation kg	3.2	4.8
Capacity in economy mode gram CaCO ₃	801	1.246
Salt consumption per regeneration in economy mode kg	1.6	2.4
Operating pressure bar	1.5 - 8	1.5 - 8
Max. water temperature °C	40	40
Dimensions W x D x H mm	404 x 453 x 1.200	404 x 453 x 1.200
Order number	8200378	8200379

Accessories	Order number
Bioquell disinfection device Based on the NaCl electrolysis process, for Bioquell®SOFT softeners	2202018
Bypass valve For installation between pipe connector and Bioquell® SOFT / CLEAR	2202015

Made in Germany

Stable plastic housing

Proven quality

Especially hygienic

Resin in food grade quality

Cost-saving

Very reliable

Holiday mode



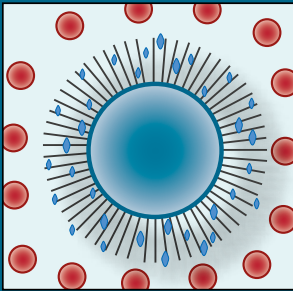
Type Bioquell®-SOFT 65

- ✓ Reduces annoying scale build up
- ✓ Automatic, flow controlled regeneration
- ✓ Large opening for filling salt
- ✓ Low salt consumption

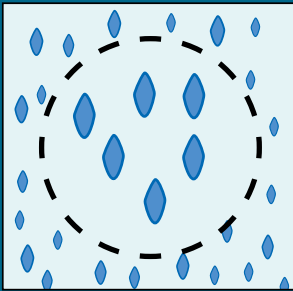
Installation dimensions see page 61.

THE STABILISATION PROCESS.

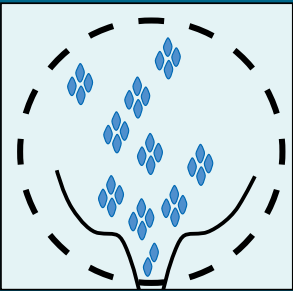
JUDO's BIOSTAT technology uses a unique process developed by JUDO to inhibit scale build up without the need to dose or add chemical products. A crystal generation unit uses the calcium in solution to produce miniature crystals which then join together and bunch.



Phase 1:
The patented nanocrystals generation unit forms microscopic crystals.



Phase 2:
Only suitably sized crystals are carried through the installation and this is ensured using a special process. Calcium carbonate contained in the water agglomerates on the nanocrystals and not inside of pipes or heat exchangers.



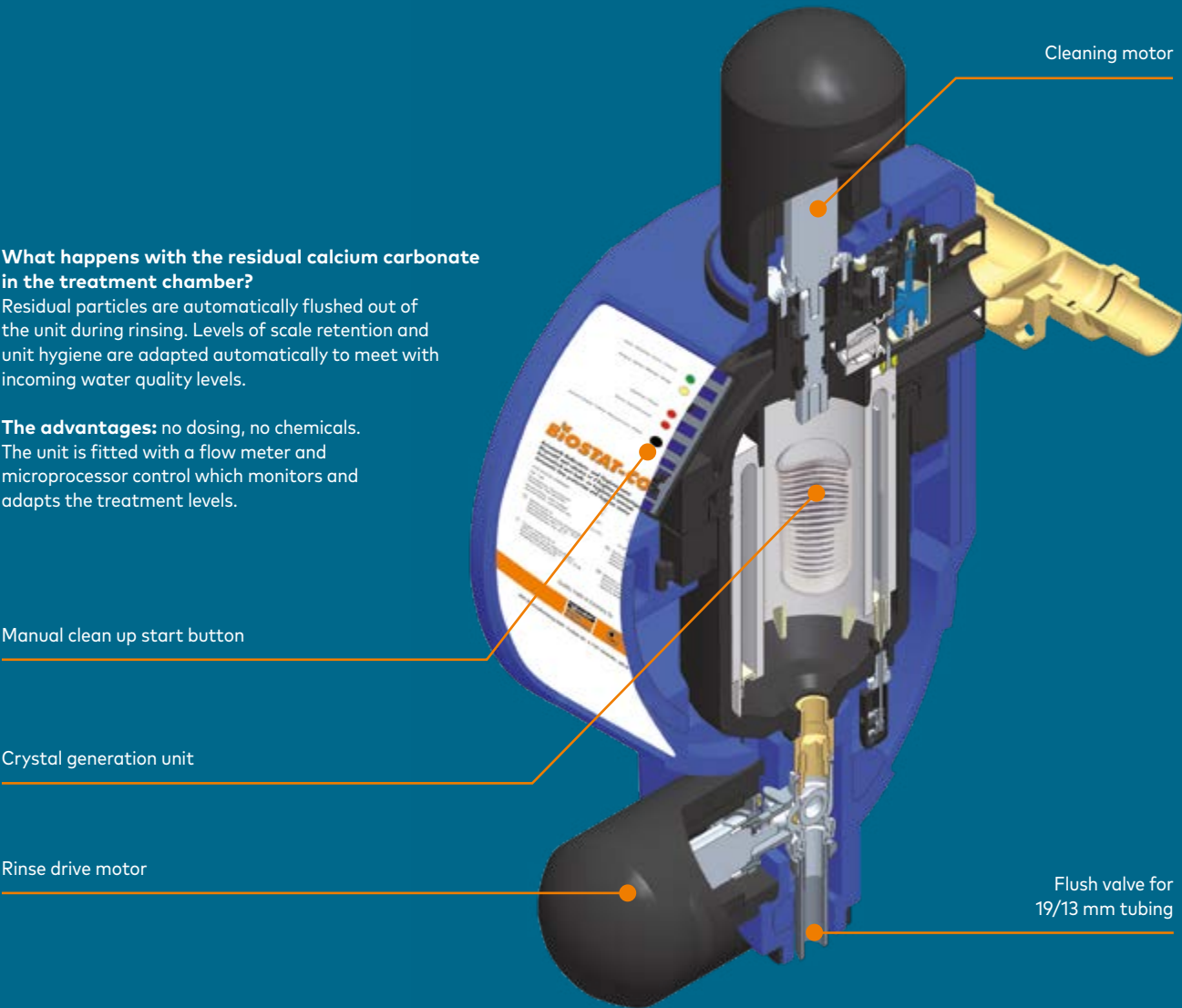
Phase 3:
The nanocrystals generation unit is cleaned and rinsed automatically. Excess calcium is flushed out of the unit with the rinse water. This process is carried out with no interruption to the water supply.

This process allows the calcium crystals to remain in suspension in the water supply where they are carried through the system avoiding the danger of deposits in pipes and fittings.

What happens with the residual calcium carbonate in the treatment chamber?

Residual particles are automatically flushed out of the unit during rinsing. Levels of scale retention and unit hygiene are adapted automatically to meet with incoming water quality levels.

The advantages: no dosing, no chemicals. The unit is fitted with a flow meter and microprocessor control which monitors and adapts the treatment levels.



JUDO BIOSTAT-COMBIMAT BST-CA 15 - 25

Scale protection

- Effectively protects your system from scale build up.
- Thanks to JUDO QUICKSET-E, installation in horizontally and vertically running pipes possible.
- For drinking water up to 30 °C
Operating pressure range 1.5 - 8 bar

Scope of delivery: Beautiful, stable housing, PN 10; integrated water meter; electrolytically working patented seed crystal generator with microprocessor-controlled treatment flow. VDE-tested power supply, with two servomotors for automatic cathode cleaning and discharge of lime in waste water line, operational and function display through light diodes; including built-in rotary flange with patented bayonet connection, with screws and assembly cover, including plug-in power supply.

Type	BST-CA 15	BST-CA 25
Pipe connection	¾"	1"
Flow rate m³/h	1.5	2.5
Max. number of residential units	1	2
Pressure loss at nominal flow rate bar	0.4	0.4
Min./max. operating pressure bar	1.5 / 8	1.5 / 8
Installation length mm	195	195
Max. water temperature °C	30	30
Dimensions W x D x H mm	230 x 320 x 550	230 x 320 x 550
Order number	8210411	8210412

Made in Germany

Proven quality

Especially hygienic

LED display

Cost-saving

Very reliable

Horizontal and vertical installation

Product has potential-free contact

Safety module ensure end of cycle in case of power

Proven efficiency
The technical efficiency of the BIOSTAT has been tested and confirmed by independent certification bodies. In Germany, scale protection units are tested according to work sheet DVGW W 510 and are certified by the DVGW.



With scale protection



Without scale protection

Type BST-CA

✓ **Quality assured**
made in Germany

✓ **Treatment unit change**
only every 3 years or 400 m³ of water used

✓ **Space saving** thanks to compact design

✓ **Low power consumption**

✓ **Scale inhibition**
using the proven BIOSTAT process (DVGW approved)

✓ **Ease of installation**
thanks to QUICKSET E pipe connector

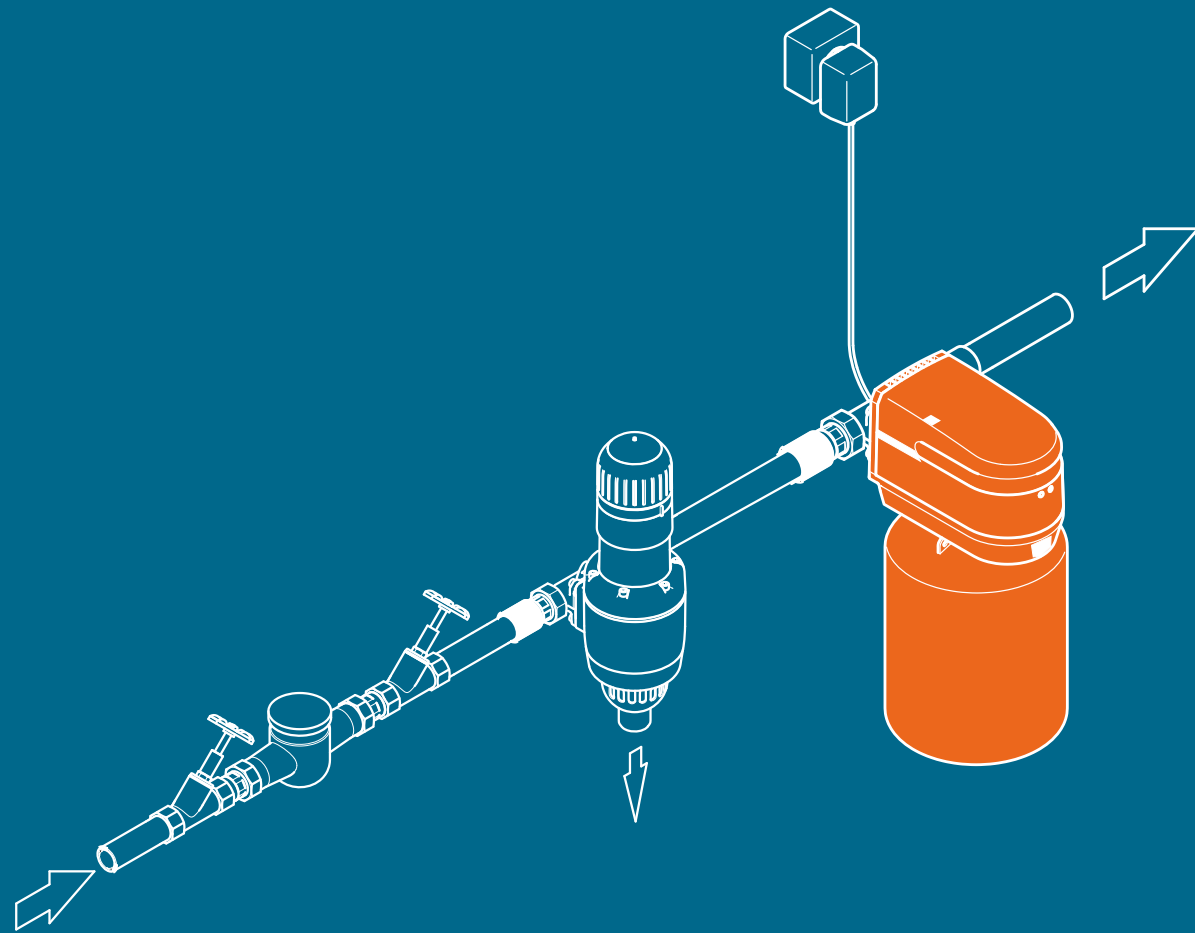
Installation dimensions see page 61.

* Operation according to DVGW W 510

JULDOS DOSING PUMPS

Clearly the right recommendation for murky water.

There is a solution to scale and corrosion problems.
And a system that doses it perfectly.



The solution is in the minerals.

The JULDOS dosing pump injects a precisely calculated volume of minerals into the water supply which then build up a stable film on the pipes' inner wall, protecting them from the effects of corrosion.

JUDO competence in water hygiene,
scale and corrosion protection

Corrosion protection is a must

The wide range of laws, guidelines and norms governing corrosion protection underscore the importance of this subject in ensuring that valuable piping systems, tapware, fittings and water heaters remain corrosion-free. The health factor should not be overlooked either, which is why the relevant hygiene guidelines demand clean pipes, free of corrosion particles.

How does rust form?

Rust is formed due to the interaction between compounds naturally present in the water, swept-in particles from the mains and oxygen. Low flow pipes and mixed-metal systems further aid rust proliferation.

How does scale form?

Scale is a build up of calcium and magnesium deposits. It occurs naturally in different soil layers where it is dissolved by rainwater. In this way, it reaches the supply and from there our homes, where it builds up to form deposits and incrustations.

Scale and germ protection

Bacteria in a water supply prefer to settle on rougher surfaces such as those provided by rust and scale buildup. The use of the JULDOS dosing pump systems and JUL-minerals helps reduce bacterial colonisation by keeping balanced calcium levels in the water supply.

"in some cases, the use of hard water in water heating systems can reduce systems efficiency by up to 48% (based on a 15 year working life) and cause increased running cost" extract from the WQA Battelle Study "Energy saving with water softening", 2009




Rust particles in a tap sieve indicate corrosion is present



Wasted energy: scale build up on a heating element

Unhygienic:
rusty metal pipes

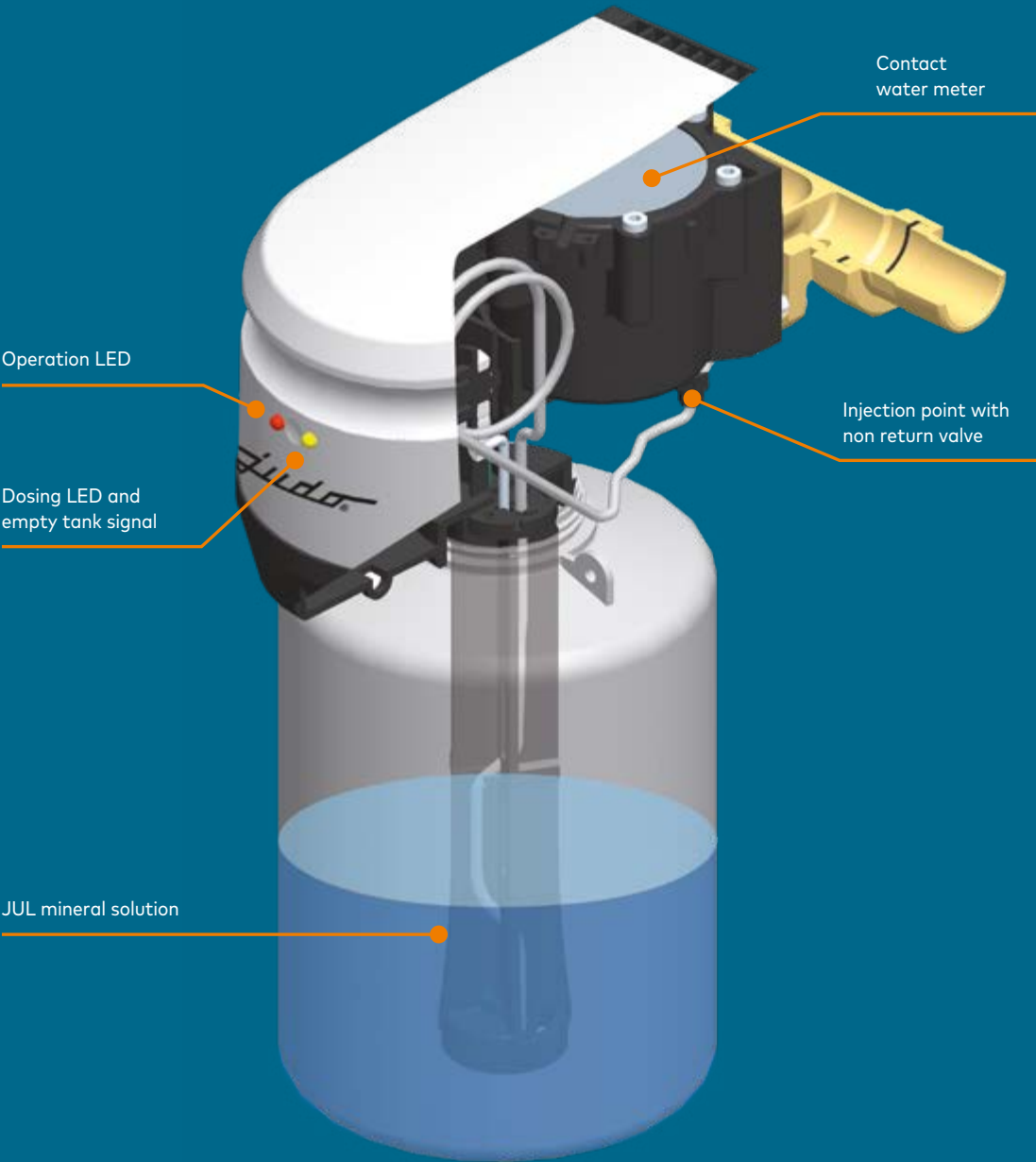


Unhygienic:
Scale build up
in pipes

TRUST THE EXPERIENCE OF BILLIONS OF DOSING PULSES.

The JULDOS dosing pump protects the installation and ensures best hygienic conditions. It doses a precisely calculated amount of mineral solution into the water, to protect against rust and lime scaling. When it comes to dosing, we know what we are talking about. In 1951 JUDO laid the foundation for the entire product family with the creation of the first fine dosing unit of the world.

JULDOS



JULDOS 4 - 25

Dosing unit

- For the precise dosing of JUDO mineral solutions for the treatment of drinking water to avoid and inhibit the build up of scale and corrosion in cold and warm water supply lines. For installation in cold water lines up to 30 °C.
- Thanks to JUDO QUICKSET-E, installation in horizontally and vertically running pipes possible.
- For drinking water up to 30 °C
Operating pressure max. 8 bar



optional

Scope of delivery: Self-venting piston dosing pump (PN 10) with wear-free electrical synchronous motor drive, with electronic proportional control through water counter with Hall sensor, function and fault indicator, empty signal through light diode and buzzer, dry-run protection, integrated injection point and dosing hose. Built-in rotary flange with patented bayonet connection with screw and assembly cover, threaded connector in accordance with EN 10226-1. Output for potential-free empty signal (signal transfer cable required), including plug-in power supply.

Type	JJD 4 **	JJD 10	JJD 25
Working range in accordance with EN 14812 and DIN 19635-100 lower / upper working range m³/h	0.06 - 4	0.08 - 10.2	0.08 - 24
Suitable for a max. water consumption of m³/month *	60	200	400
Recommended residential units (BATHROOMS)	1 - 6	5 - 10	10 - 20
Pipe connection	1"	1¼"	1½"
Max. counter pressure bar	8	8	8
Max. operating pressure bar	8	8	8
Pressure loss at upper working range bar	0.8	0.8	0.8
Contents of dosing tank litres	6	25	25
Treated water quantity per dosing tank m³ of water	48 - 80	200 - 330	200 - 330
Installation length mm	195	230	230
Order number	8309075	8309076	8309077

Made in Germany
 Stable plastic housing
 Proven quality
 LED display
 Very reliable
 Horizontal and vertical installation
 Product has potential-free contact

JUL-W-Tabs

Area of application: Primarily as corrosion protection for galvanised pipes and copper pipes (professional advice required) in hardness range 1 + 2 as well as after softener units.

Type	JUL-W-T	JUL-W-T
Cardboard tube for dosing agent, litre	6	25
Order number	8600018	8600011

JUL-H-Tabs

Area of application: Primarily as anti-scalant for all pipe materials in hardness range 2 + 3

Type	JUL-H-T	JUL-H-T
Cardboard tube for dosing agent, litre	6	25
Order number	8600020	8600008

Accessories	Order number
JUDO dissolving device for the preparation of mineral solutions	8130100

* If there are no consumption data, water consumption of 10 m³ per month and per residential unit can be assumed.
Water consumption of a person is at 3.5 - 7 m³ per month depending on the design of the house.
** Supplied with empty tank




Type JJD 4



- ✓ **Quality assured**
made in Germany
- ✓ **Corrosion protection**
via build up of protective film
- ✓ **Scale protection**
with hardness stabilisation

Installation dimensions see page 62.



Type JUL-W-Tabs



Type JUL-H-Tabs



JUDO Bioquell®-PURE

JUDO Bioquell®-PURE has been designed specifically for easy use and peace of mind. The compact system can be easily installed and offers a reliable supply of clean, clear and odourless drinking water. As a flow-through system,

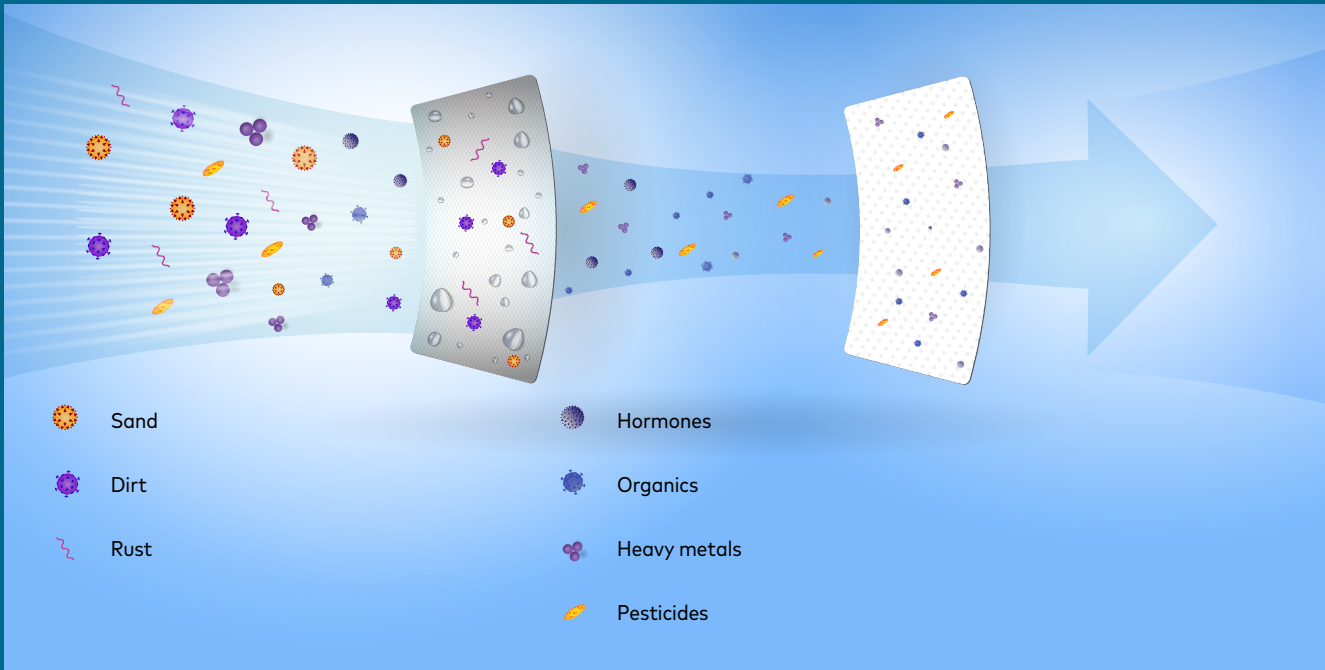
no additional storage tank is required thus saving space and reducing the risk of stagnation. Cartridge change is especially easy thanks to a cartridge clip system and an internal layout for easy access to all replaceable parts.



PURIFICATION PROCESS

The first stage is a dual cartridge made of polypropylene and activated carbon. This filtration stage eliminates all particles (e.g. sand, dirt, rust) and removes residual chlorine, the cause of bad taste and smell.

The RO membrane, as a second stage, removes traces of hormones, pesticides, organics, microorganisms and heavy metals (e.g. Cadmium, Arsenic, Lead and Chromium). The result is pure water for you to enjoy.



JUDO Bioquell®-PURE

Undersink reverse osmosis

- Pure water for the richest taste of cooked food and beverages.
- For drinking water up to 30 °C

Scope of delivery: Pre-assembled reverse-osmosis system with high pure water yield in space saving design with integrated booster pumps for increased pure water yield, double filtration cartridges in polypropylene and activated carbon, high grade RO-membrane and post-filtration filter, leakage sensor with alarm, automatic timer controlled safety shut down, automatic and hygienic rinse, acoustic and visual cartridge replacement reminder, including 2-way tap for filtered and desalinated water: All fixtures and fittings, tubing and valves required for installation.

Type	Bioquell®-PURE
Pipe connection Inch	¾"
Flow rate l/h	1 - 75 **
Total cartridge capacity litres	4.000 *
Average cartridge exchange time, months	6 - 24 *
Salt rejection	> 95% **
Feed pressure min. / max. bar	1 / 4
Max. water temperature °C	30
Power supply	220 V AC
Dimensions W x D x H mm	142 x 375 x 439
Order number	8200390

Accessories	Order number
JUDO RO membrane cartridge	2470115
JUDO dual filter cartridge	2470116
JUDO replacement cartridges	2470119

Made in Germany

Stable plastic housing

Proven quality

Especially hygienic

Automatic and manual flush

Very reliable

POU

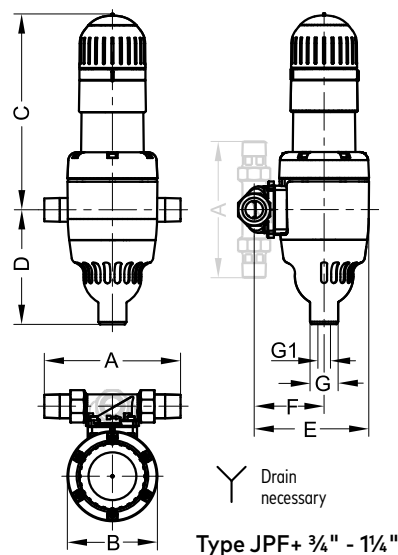


* depending on water quality
** depending on feed water temperature and quality



Type Bioquell®-PURE

- ✓ **Compact undersink RO system,** slim design
- ✓ **Hygienic, stagnation free operation**
- ✓ **Quick lock** for easy filter replacement
- ✓ **Eliminates unpleasant water smell and taste**
- ✓ **Cleans without chemical additives**
- ✓ **Quick and easy assembly,** installation under the sink or basin



JUDO PROFI-PLUS 3/4" - 2" (see page 17)

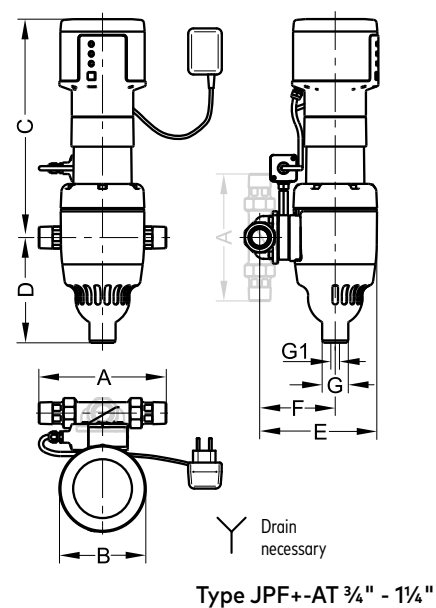
Backwash protective sediment filter manual version

Dimensions in mm	JPF+	JPF+	JPF+	JPF	JPF
Pipe connection	3/4"	1"	1 1/4"	1 1/2"	2"
A Installation length	180	195	230	252	280
B Unit depth	130	130	130	158	158
C Height above the pipe middle	280	280	280	348	348
D Height below the pipe middle	165	165	165	84	84
E Installation depth up to the pipe middle	165	165	170	207	215
F Waste water connection up to the pipe middle	100	100	105	128	136
G Waste water nominal diameter	40	40	40	20	20
G1 Waste water nominal diameter (alternative)	14	14	14	-	-
Order number	8010072	8010073	8010074	8010213	8010214

JUDO PROFIMAT-PLUS-AT/ATP 3/4" - 2"

(see page 18/19)

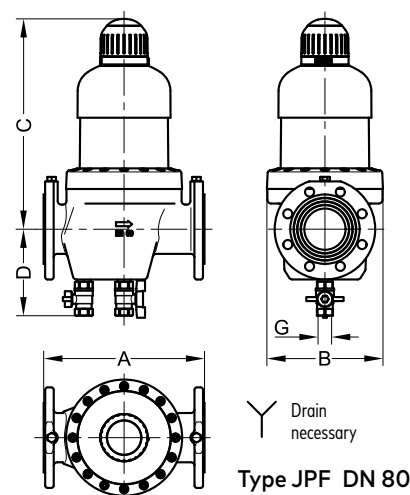
Automatic backwash protective sediment filter
(time controlled/ time and differential pressure controlled)



Dimensions in mm	JPF+ - AT/ATP	JPF+ - AT/ATP	JPF+ - AT/ATP	JPF+ - AT/ATP	JPF+ - AT/ATP
Pipe connection	3/4"	1"	1 1/4"	1 1/2"	2"
A Installation length	180	195	230	252	280
B Unit depth	133	133	133	158	158
C Height above the pipe middle	335	335	335	407	407
D Height below the pipe middle	165	165	165	84	84
E Installation depth up to the pipe middle	164/181	164/181	164/181	207/227	215/235
F Waste water connection up to the pipe middle	100/117	100/117	105/117	128/148	135/156
G Waste water nominal diameter	40	40	40	20	20
G1 Waste water nominal diameter (alternative)	14	14	14	-	-
Order number AT	8020104	8020105	8020106	8307012	8307013
Order number ATP	8020107	8020108	8020109	8020069	8020073

JUDO PROFI DN 65 - 200 (see page 21)

Backwash protective sediment filter



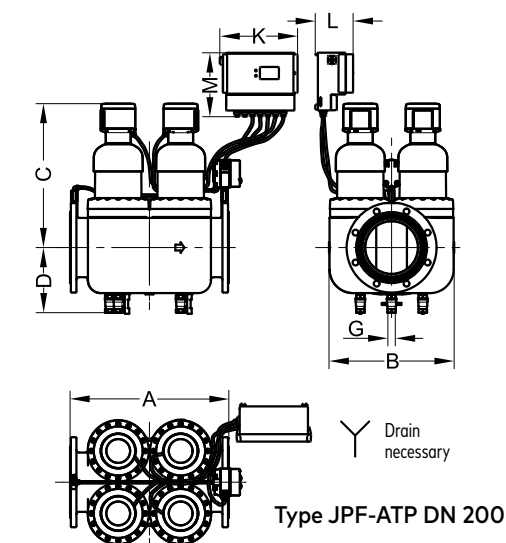
Dimensions in mm	JPF	JPF	JPF	JPF	JPF	JPF
Pipe connection	DN 65	DN 80	DN 100	DN 125	DN 150	DN 200
A Installation length	240	320	320	560	560	600
B Unit depth	185	231	231	250	474	474
C Height above the pipe middle	350	419	426	446	469	485
D Height below the pipe middle	163	172	182	197	215	246
G Waste water nominal diameter	3/4" IG	3/4" IG	3/4" IG	3/4"	3/4"	3/4"
Order number	8010215	8010216	8010217	8290025	8290026	8290027

JUDO PROFIMAT-AT/ATP DN 65 - 200

(see page 22/23)

Automatic backwash protective sediment filter
(time controlled/ time and differential pressure controlled)

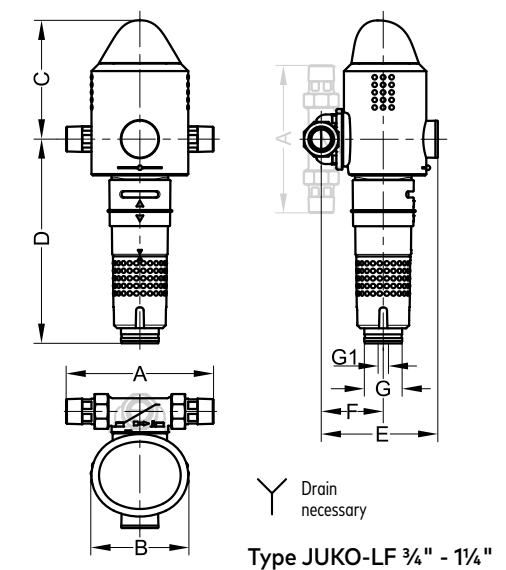
Dimensions in mm	JPF- AT/ATP	JPF- AT/ATP	JPF- AT/ATP	JPF-ATP	JPF-ATP	JPF-ATP
Pipe connection	DN 65	DN 80	DN 100	DN 125	DN 150	DN 200
A Installation length	240	320	320	560	560	600
B Unit depth	185	231	231	250	470	470
C Height above the pipe middle	414	478	487	505	525	535
D Height below the pipe middle	163	172	182	197	215	246
G Waste water nominal diameter	3/4"	3/4"	3/4"	3/4"	3/4"	3/4"
K	-	-	-	257	257	257
L	-	-	-	218	218	218
M	-	-	-	214	214	214
Order number AT	8307014	8020033	8020034	-	-	-
Order number ATP	8020038	8020039	8020040	8320025	8320026	8320027



JUDO JUKO-LONGLIFE 3/4" - 2" (see page 25)

Backwash protective sediment filter with pressure regulation

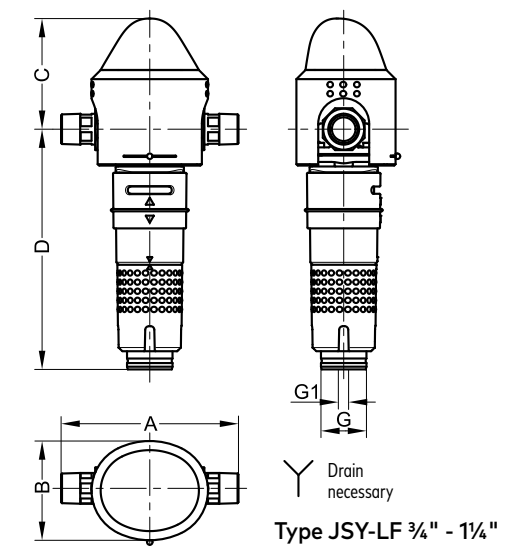
Dimensions in mm	JUKO-LF	JUKO-LF	JUKO-LF	JUKO-LF	JUKO-LF
Pipe connection	3/4"	1"	1 1/4"	1 1/2"	2"
A Installation length	180	195	230	301	335
A1 Length on infeed side	-	-	-	175	195
B Unit depth	130	130	130	108	108
C Height above the pipe middle	158	158	158	181	181
D Height below the pipe middle	270	270	270	356	356
E Installation depth up to the pipe middle	155	155	160	212	220
F Waste water connection up to the pipe middle	82	82	87	118	126
G Waste water nominal diameter	50	50	50	50	50
G1 Waste water nominal diameter (alternative)	13	13	13	13	13
Order number	8170250	8170251	8170252	8170215	8170216

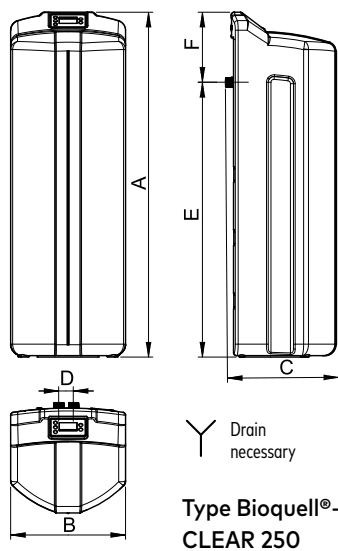


JUDO SPEEDY-LONGLIFE 3/4" - 2" (see page 26)

Backwash protective sediment filter

Dimensions in mm	JSY-LF	JSY-LF	JSY-LF	JSY-LF	JSY-LF
Pipe connection	3/4"	1"	1 1/4"	1 1/2"	2"
A Installation length	180	195	230	252	280
B Unit depth	115	115	115	114	114
C Height above the pipe middle	122	122	117	33	40
D Height below the pipe middle	264	264	269	336	344
G Waste water nominal diameter	50	50	50	50	50
G1 Waste water nominal diameter (alternative)	13	13	13	13	13
Order number	8070568	8070569	8070570	8070558	8070559





JUDO Bioquell®-CLEAR (see page 29)

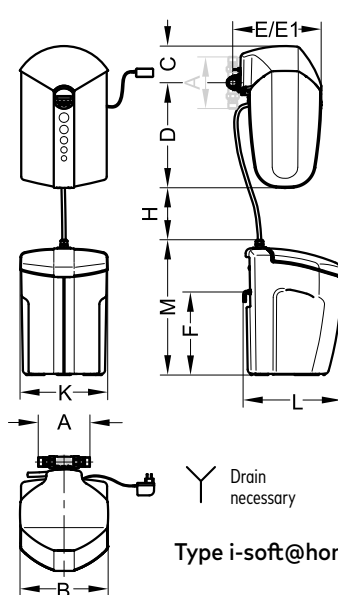
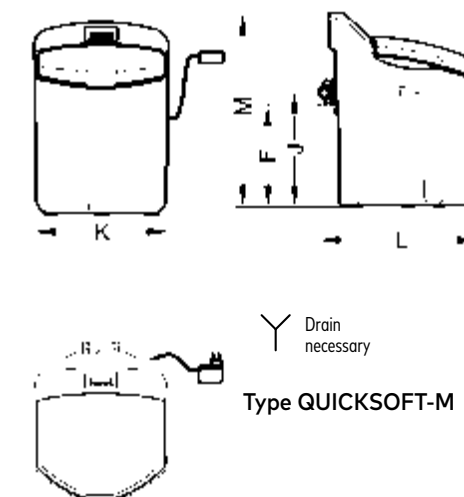
The whole house purifier

Dimensions in mm	Bioquell®-CLEAR 75	Bioquell®-CLEAR 120	Bioquell®-CLEAR 150	Bioquell®-CLEAR 250
Pipe connection	¾"	¾"	¾"	1"
A Installation height	575	575	1200	1200
B Device width	245	275	400	400
C Installation depth up to the pipe	270	295	387	387
D Installation width on pipe	51	51	51	51
E Height below the pipe middle	500	500	956.5	956.5
F Height above the pipe middle	75	75	243.5	243.5
Order number	8200385	8200386	8200387	8200388

JUDO QUICKSOFT-M (see page 43)

Floor standing softening unit

Dimensions in mm	JQS-M
Pipe connection	1"
F Height of the overflow connection	310
J Height of the rotary flange fitting	345
K Width of the water softening system	405
L Depth of the water softening system	480
M Height of the water softening system	580
Order number	8203522



JUDO i-soft@home 2 - 4 (see page 38)

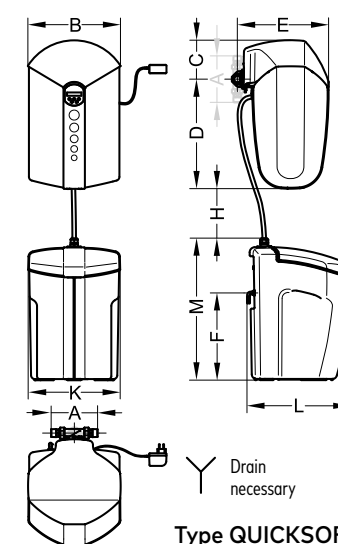
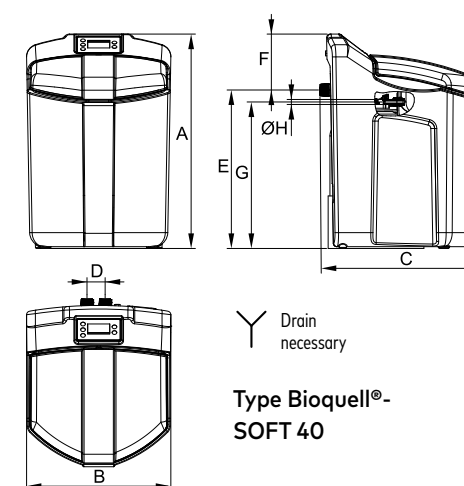
Fully automatic water softening unit

Dimensions in mm	i-soft@home 2	i-soft@home 4
Pipe connection	1"	1½"
A Installation length (rotary flange)	195	230
B Device width	390	735
C Height above the pipe middle	165	165
D Height below the pipe middle	465	465
E Installation depth up to the pipe	385	430
E1 Installation depth up to the pipe	450	-
F Height of the overflow connection	370	-
H Minimum separation between water softening system and salt reservoir	240	240
K Width of the salt reservoir	390	990
L Depth of salt reservoir with overflow	460	475
M Height of the salt reservoir	560	560
Order number	8203040	8203041

JUDO Bioquell®-SOFT 15 - 100 (see page 48/49)

Fully automatic water softening unit

Dimensions in mm	Bioquell®-SOFT 15	Bioquell®-SOFT 40	Bioquell®-SOFT 65	Bioquell®-SOFT 100
Pipe connection	¾"	¾"	1"	1"
A Installation height	545	600	1200	1200
B Device width	287	404	404	404
C Installation depth up to the pipe	444	470	475	475
D Installation width on pipe	51	51	51	51
E Height below the pipe middle	404	444	953	953
F Height above the pipe middle	142	157	248	248
G Height of the overflow connection	285	410	635	635
Ø H Overflow connection	14	14	14	14
Order number	8200375	8200377	8200378	8200379



JUDO QUICKSOFT-P / -P MEGA (see page 42)

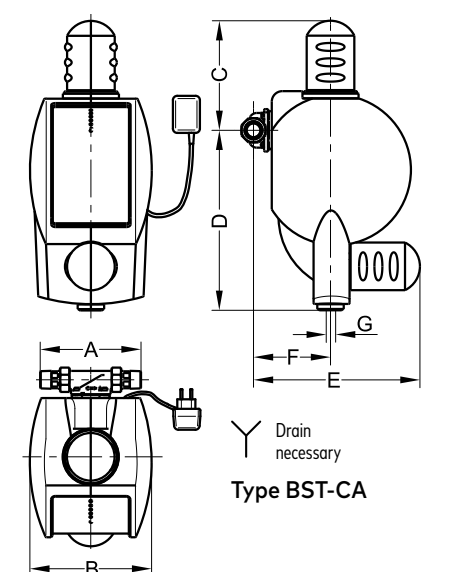
Water softening unit

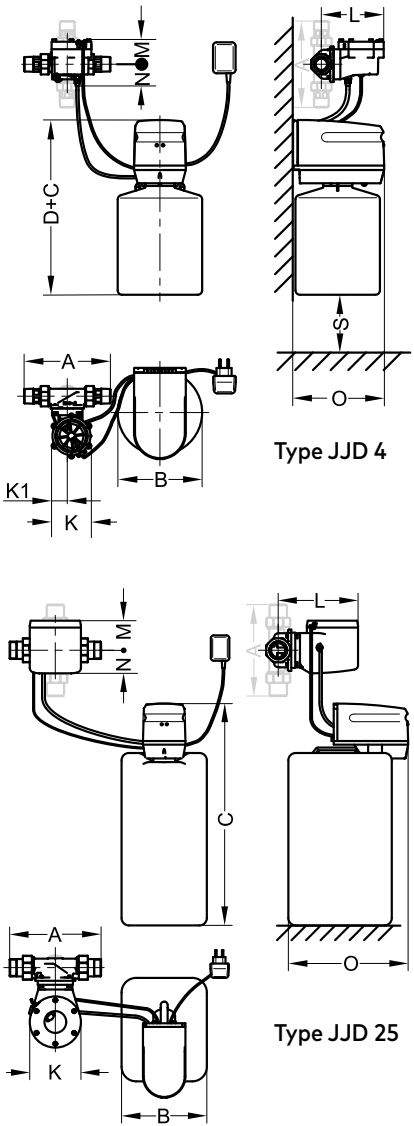
Dimensions in mm	JQS-P	JQS-PM
Pipe connection	1"	1½"
A Installation length (rotary flange)	195	230
B Device width	390	735
C Height above the pipe middle	165	165
D Height below the pipe middle	465	465
E Installation depth up to the pipe	385	430
F Height of the overflow connection	370	-
H Minimum separation between water softening system and salt reservoir	240	240
K Width of the salt reservoir	390	990
L Depth of salt reservoir with overflow	435	475
M Height of the salt reservoir	600	560
Order number	8203523	8200367

JUDO BIostat-COMBIMAT BST-CA 15 - 25 (see page 51)

Scale protection

Dimensions in mm	BST-CA 15	BST-CA 25
Pipe connection	¾"	1"
A Installation length	195	195
B Unit width	230	230
C Height above pipe centre	210	210
D Height below pipe centre	340	340
E Depth to pipe centre without JQX */ with JQX *	320/385	320/385
F Centre of flushing water connection to pipe centre without JQX */ with JQX *	150/215	150/215
G Dimension of flushing water connection	15	15
Order number	8210411	8210412





JULDOS 4 - 25 (see page 55)

Dosing unit

Dimensions in mm	JJD 4 **	JJD 10	JJD 25
Pipe connection	1"	1¼"	1½"
A Installation length	195	230	252
B Unit width	195	235	235
B1 Depth to flange centre	90	-	-
C Height of unit above pipe center, alt Height of unit	75	590	590
D Height of unit below pipe center	330	-	-
E Installation length to pipe centre	245	-	-
K Radius water meter	90	90	145
K1 Water meter radius to flange centre	40	40	-
L Water meter depth to pipe centre	145	150	220
M Water meter height above pipe centre	60	60	85
N Depth of water meter below pipe centre	50	50	65
O Total unit width	210	330	330
P Length of tubing	1.400	1.400	1.400
S Min residual height for servicing	280	-	-
Order number	8309075	8309076	8309077

Conversions

Pressure			
		bar	psi
Bar	1 bar =	1	14.5
Pound per square inch	1 psi =	0.069	1

Flow			
		m³/h	GPM
Cubic meters per hour	1 m³/h =	1	4.4
Gallons per minute	1 GPM =	0.227	1

Length			
		cm	inch
Centimeter	1 cm =	1	0.39
Inch	1 inch =	2.54	1

Weight			
		kg	lb
Kilogram	1 kg =	1	2.2
Pound	1 lb =	0.45	1

Hardness								
		°dH	°e	°f	ppm	gpg	meq/l	mmol/l
German Degrees	1 °dH =	1	1.253	1.78	17.8	1.04	0.375	0.178
English Degrees	1 °e =	0.798	1	1.43	14.3	0.83	0.286	0.143
French Degrees	1 °f =	0.56	0.702	1	10	0.58	0.2	0.1
ppm CaCO ₃	1 ppm =	0.056	0.07	0.1	1	0.058	0.02	0.01
grains per gallon	1 gpg	0.94	1.3	1.86	18.52	1	0.36	0.18
meq per litre	1 meq/l	2.8	3.5	5	50	2.9	1	0.5
mmol per litre	1 mmol/l	5.6	7.0	10	100	5.8	2	1

Order number	Designation	Page
2170666	JUDO automatic upgrade unit FILT-A	25 + 26
2202015	JUDO Bioquell bypass valve	29
2202018	JUDO Bioquell disinfection device	48
2470115	JUDO RO membrane cartridge	57
2470116	JUDO dual filter cartridge	57
2470119	JUDO replacement cartridges	57
8010072	JUDO PROFI-PLUS ¾" 100 micron	17
8010073	JUDO PROFI-PLUS 1" 100 micron	17
8010074	JUDO PROFI-PLUS 1¼" 100 micron	17
8010213	JUDO PROFI-PLUS 1½" 100 micron	17
8010214	JUDO PROFI-PLUS 2" 100 micron	17
8010215	JUDO PROFI DN 65, 100 micron	21
8010216	JUDO PROFI DN 80, 100 micron	21
8010217	JUDO PROFI DN 100, 100 micron	21
8020033	JUDO PROFIMAT-AT DN 80, 100 micron	22
8020034	JUDO PROFIMAT-AT DN 100, 100 micron	22
8020038	JUDO PROFIMAT-ATP DN 65, 100 micron	23
8020039	JUDO PROFIMAT-ATP DN 80, 100 micron	23
8020040	JUDO PROFIMAT-ATP DN 100, 100 micron	23
8020069	JUDO PROFIMAT-PLUS-ATP 1½" 100 micron	19
8020073	JUDO PROFIMAT-PLUS-ATP 2" 100 micron	19
8020104	JUDO PROFIMAT-PLUS-AT ¾" 100 micron	18
8020105	JUDO PROFIMAT-PLUS-AT 1" 100 micron	18
8020106	JUDO PROFIMAT-PLUS-AT 1¼" 100 micron	18
8020107	JUDO PROFIMAT-PLUS-ATP ¾" 100 micron	19
8020108	JUDO PROFIMAT-PLUS-ATP 1" 100 micron	19
8020109	JUDO PROFIMAT-PLUS-ATP 1¼" 100 micron	19
8070558	JUDO SPEEDY-LONGLIFE 1½" 100 micron	26
8070559	JUDO SPEEDY-LONGLIFE 2" 100 micron	26
8070568	JUDO SPEEDY-LONGLIFE ¾" 100 micron	26
8070569	JUDO SPEEDY-LONGLIFE 1" 100 micron	26
8070570	JUDO SPEEDY-LONGLIFE 1¼" 100 micron	26
8130100	JUDO dissolving device	55
8170215	JUDO JUKO-LONGLIFE 1½" 100 micron	25
8170216	JUDO JUKO-LONGLIFE 2" 100 micron	25
8170250	JUDO JUKO-LONGLIFE ¾" 100 micron	25
8170251	JUDO JUKO-LONGLIFE 1" 100 micron	25
8170252	JUDO JUKO-LONGLIFE 1¼" 100 micron	25

Order number	Designation	Page
8200367	JUDO QUICKSOFT-P MEGA	42
8200375	JUDO Bioquell®-SOFT 15	48
8200377	JUDO Bioquell®-SOFT 40	48
8200378	JUDO Bioquell®-SOFT 65	49
8200379	JUDO Bioquell®-SOFT 100	49
8200385	JUDO Bioquell®-CLEAR 75	29
8200386	JUDO Bioquell®-CLEAR 120	29
8200387	JUDO Bioquell®-CLEAR 150	29
8200388	JUDO Bioquell®-CLEAR 250	29
8200390	JUDO Bioquell®-PURE	57
8203040	JUDO i-soft@home 2	38
8203041	JUDO i-soft@home 4	38
8203522	JUDO QUICKSOFT-M	43
8203523	JUDO QUICKSOFT-P	42
8210411	JUDO BIOSAT-CA 15	51
8210412	JUDO BIOSAT-CA 25	51
8235010	JUDO connectivity module	42
8235011	JUDO connectivity module set	42
8290025	JUDO PROFI DN 125, 100 micron	21
8290026	JUDO PROFI DN 150, 100 micron	21
8290027	JUDO PROFI DN 200, 100 micron	21
8307012	JUDO PROFIMAT-PLUS-AT 1½" 100 micron	18
8307013	JUDO PROFIMAT-PLUS-AT 2" 100 micron	18
8307014	JUDO PROFIMAT-AT DN 65, 100 micron	22
8309075	JULDOS 4	55
8309076	JULDOS 10	55
8309077	JULDOS 25	55
8320025	JUDO PROFIMAT-ATP DN 125, 100 micron	23
8320026	JUDO PROFIMAT-ATP DN 150, 100 micron	23
8320027	JUDO PROFIMAT-ATP DN 200, 100 micron	23
8600008	JUL-H-Tabs, 25 l	55
8600011	JUL-W-Tabs, 25 l	55
8600018	JUL-W-Tabs, 6 l	55
8600020	JUL-H-Tabs, 6 l	55

JUDO WATER TREATMENT. A NAME YOU CAN TRUST.
SINCE 1936.



JUDO Wasseraufbereitung GmbH
P.O. Box 380 · D-71351 Winnenden
Germany
phone +49 (0)7195 692 - 0
fax +49 (0)7195 692 - 110
e-mail: info@judo.eu · www.judo.eu

